

HELLO!

LESSON 1


Can you use this...?

- **vocabulary:**
stand up, sit down, hands up, hands down, be quiet, make a line
- **useful language:**
(Stand up), please.
(Make a line), please.

A

A

Listen, point, and say. 



stand up



sit down



hands up



hands down



be quiet



make a line



B


1. Listen and read. 

THE CLASS IS PLAYING THE "TEACHER SAYS" GAME...



Teacher says:
"Sit down, please."

Teacher says:
"Hands up, please."



Stand up, please.



Teacher says:
"Make a line, please."

Key

C

Listen then practice. 

Stand up, please.
Make a line, please.



D

1. Intonation for commands goes down.
Sit down, please.

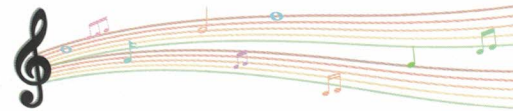
2. Listen.
Stand up, please.

3. Now listen and repeat.



E

Now, sing a song. Turn to page 129.



F

Draw lines. Practice. Point and say.

Hands up, please.

1



hands

2



sit

3



make a

4



hands

5



stand

6



be

quiet

up

down

up

line

down




G

Play the "Simon says" game.

With your class, take turns telling your friends to do different actions that start with "Simon says...".

Simon says:
"Stand up, please."



Hands up, please.



Now you can do it!

HELLO!

Can you use this...?

- **vocabulary:**
The alphabet
- **useful language:**
What letter is this?
It's letter (A).



A

Listen, point, and say.  CD1 08

Aa Bb Cc Dd Ee Ff Gg Hh Ii
Jj Kk Ll Mm Nn Oo Pp Qq Rr
Ss Tt Uu Vv Ww Xx Yy Zz



B

1. Listen and read.  CD1 092. Listen and circle.  CD1 10

THE CHILDREN ARE LEARNING THE ALPHABET...

What letter is this?

1 ABCDE 2 JKLMN
3 VWXYZ

It's letter A.

WHOOSH

!?

WOW!

RRROOOMMM



C

Listen then practice.  CD1 11

What letter is this?

It's letter A.

It's = It is



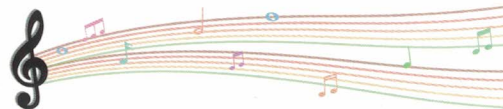
1. Focus on the /s/ sound.

2. Listen. What letter is this?

3. Now listen and repeat.



Now, sing a song. Turn to page 129.



Write the letters. Point, ask, and answer.

What letter is this?

It's letter B.

1

A B C

2

D F

3

H J

4

L M

5

P Q

6

X Y



Say, spell, and write your name.

In pairs, take turns saying and spelling your name while your friend writes it down.

Tom. T - O - M.



My name:
My friend's name:

Now you can do it!

HELLO!

Can you use this...?

• **vocabulary:**

Tom, Alfie, Mai, Nick

• **useful language:**

Hello, my name's (Tom). What's your name?

My name's (Alfie). Nice to meet you.

Nice to meet you, too.

AA

A

Listen, point, and say.

CD1 14

1



Tom

2



Alfie

3



Mai

4



Nick



B


1. Listen and read.

CD1 15

2. Listen and number.

CD1 16

TOM AND HIS FRIENDS MEET AN ALIEN IN THE PLAYGROUND...




Hello, my name's Tom.
What's your name?

My name's Alfie



Nice to meet you.

Nice to meet you, too.



KEY

C

Listen then practice.

CD1 17

Hello, my name's **Tom**. What's your name?

My name's **Alfie**. Nice to meet you.

Nice to meet you, too.

D

1. Stress new pronouns.

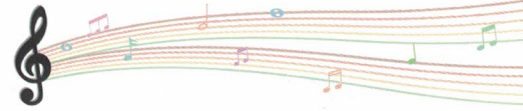
2. Listen.

My name's Tom. What's **your** name?

3. Now listen and repeat.

**E**

Now, sing a song. Turn to page 129.

**F**

Practice. Point, ask, and answer.

Hello, what's your name?

My name's Alfie.

Nice to meet you.

Nice to meet you, too.

1



Alfie



Tom

2



Mai



Nick

3



Nick



Alfie

4



Tom



Mai

**G**

Play the "Chain" game.

In groups, take turns asking and answering until your group reaches the last person.

Hello, my name's Tom.
What's your name?

My name's Harry.

Hello, my name's Harry.
What's your name?

My name's Nick.



Now you can do it!

HELLO!

Can you use this...?

• **vocabulary:**

Alpha, Greenwood, River Town, home

• **useful language:**

Where are you from?

I'm from (Alpha).

Where's (she) from?

(She)'s from (Greenwood).


A

A

Listen, point, and say.

CD1 20

1



Alpha

2




Greenwood

3



River Town

4



home



B

1. Listen and read.

CD1 21

2. Listen and draw lines.


CD1 22

TOM IS ASKING ALFIE WHERE HE IS FROM...

Where are you from?

I'm from Alpha.


1



2



3



Where's he from?

KEY

C

Listen then practice.

CD1 23

Where are you from?

I'm from Alpha.

Where's she from?

She's from Greenwood.

D

1. "Where are you...?" often sounds like "Wareya...?"

2. Listen. 

Where are you from?

3. Now listen and repeat. 

E

Now, sing a song. Turn to page 129. 

F

Practice. Point, ask, and answer.

Where's he from?

He's from Greenwood.

Greenwood

Alpha

River Town



G

Guess the picture.

In teams, take turns trying to guess a picture without looking.

Where are you from?

I'm from Greenwood.

No.

I'm from Alpha.

Yes.

Now you can do it!

Can you use this...?

- **vocabulary:**
hello, goodbye, good morning, good night
- **useful language:**
Good morning, (Jane).
Goodbye, (Mr. Black).



NEW WORDS

Listen, point, and say.



1



hello

2



goodbye

3



good morning

4



good night



LISTENING

People are saying hello and goodbye. Listen and number

SAYING "HELLO" AND "GOODBYE"



1



USEFUL LANGUAGE

Listen then practice.



Good morning, Jane.
Goodbye, Mr. Black.

Good morning, Mr. Black.
Goodbye, Jane.

READING

Read about two children from Canada.
Circle "Yes" or "No".



Canada has two languages. English and French.



Hello! My name's Amy. I'm from Vancouver in Canada. We speak English at home.

Bonjour! My name's Claude. I'm from Quebec City in Canada. We speak French at home.



1. Amy says "Hello". Yes/No
2. Amy is from France. Yes/No
3. Claude speaks French at home. Yes/No
4. Claude lives in Vancouver. Yes/No



SPEAKING

Introduce yourself.

a. In pairs, take turns introducing yourself like Amy and Claude.

Hello.

My name's...

I'm from...in...

We speak...at home.

Goodbye.



b. Now role-play saying "Good morning" and "Good night".



WRITING

Look at  READING and write sentences.

1. _____.
2. My name's _____.
3. I'm from _____.
4. We speak _____.

HELLO!



LISTENING

Listen and draw lines.



Example



Tom

Nick

Mai

Kim

Alfie




READING & WRITING

Look and read. Put a tick (✓) or a cross (✗) in the box.


Example




Good morning.



I'm from Greenwood.



I'm from River Town.



Good morning.



Connect Three



vs.



- Pairs take turns.



- Winning pair goes first.

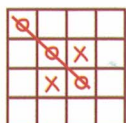
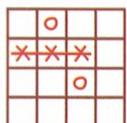

- Choose a box.

- Ask and answer correctly.

- Mark the box with an X or an O.

Win the game

The first pair to get 3 boxes in a row wins.



Tip: Use a pencil and an eraser and play again.

A: What letter is this?
B: It's letter (D).A: What's (his) name?
B: (His) name's (Tom).A: Where (is) (he) from?
B: (He's) from (Alpha).A: (Stand up), please.
B: Yes, Teacher.

I CAN...

- I can follow and give commands.
- I can say letters in the alphabet and spell my name.
- I can ask people's names and say mine.
- I can say where people are from.

