

หนังสือเรียน รายวิชาพื้นฐานภาษาอังกฤษ



ชั้นประถมศึกษาปีที่ 2

กลุ่มสาระการเรียนรู้ภาษาต่างประเทศ

ตามหลักสูตรแกนกลางการศึกษาขั้นพื้นฐาน พุทธศักราช 2551

ผู้เรียบเรียง

Ritsuko Nakata Karen Frazier
Barbara Hoskins Carolyn Graham

ผู้ตรวจ

นางสาวสุธาสินี โคตรชนะ
นางรัตนาภรณ์ ลอสวัสดิ์
นางสาวศุภวัลย์ ชูมี

บรรณาธิการ

พศ.ดร. สุธสรวง ยุทธนา

Let's Remember

★ A Listen, point, and say. 01 02

There are two cats!
They're in the tree.

I like pizza.

I want chicken.

I have three balls.

This is a flower.

I can fly a kite.

These are flowers, too.

Here you are.

Thank you.

You're welcome.


Unit 1 At School

Let's Talk



★ A Listen and say.

CD1
03



CD1
04

How about you?
I'm OK.
Pretty good!

Good-bye!
See you later!

I am = I'm

★ B Listen and sing.



The Hello and Good-Bye Song




Hi, Scott. How are you?
I'm fine, thank you.
Hi, Jenny. How are you?
Pretty good, thank you.
Hi, Andy. How are you?
OK, thank you.
Hi, Kate. How are you?
I'm fine.

Good-bye, Scott.
See you later, alligator!
Good-bye, Jenny.
See you later, alligator!
Good-bye, Andy.
See you later,
See you later.
See you later, alligator!
Good-bye, Kate!



C Say and act. Say hello and good-bye.



Let's Learn

★ A Learn the words.

CD1 06



1. a picture



2. a window



3. a pencil sharpener



4. a workbook



5. a paper clip



6. a clock



7. a door



8. a calendar

B Ask and answer.

CD1 07

What's this?



It's a picture.

What's that?



It's a window.

What's this?
It's a picture.

What's that?
It's a window.

It is = It's
What is = What's

C Ask and answer.

CD1 09



this



that



Is this that a calendar?

Yes, it is.
No, it isn't.

is not = isn't

★ D Listen, point, and chant.

CD1 11

What's This? What's That?

What's this?

What's that?

This is a spider.

That's a cat.

What's this?

What's that?

This is a baseball.

That's a bat.

This is a spider.

That's a cat.

This is a baseball.

That's a bat.

Let's Learn More



★ A Learn the words. CD 12



1. paper clips



2. pictures



3. clocks



4. workbooks



5. calendars



6. pencil sharpeners



7. windows



8. doors

★ B Ask and answer. CD 13

What are these?

They're paper clips.



What are those?

They're pictures.



What are these?
They're **paper clips**.

What are those?
They're **pictures**.

They are = They're

★ C Play a game. Ask your partner. CD 15

Are these those doors?

Yes, they are.
No, they aren't.

are not = aren't



★ D Listen and do. CD 16



1. Point to the clock.



2. Touch the picture.



3. Write your name.



4. Sharpen your pencil.

Let's Read



Phonics



A B C D E F G H I J K L **M N** O P Q R S T U V W X Y Z
a b c d e f g h i j k l **m n** o p q r s t u v w x y z

★ **A** Listen, point, and say. CD 17

Mm



mop



map



mug

Nn



notebook



nine



nut

★ **B** Listen, point, and chant. CD 18

The M N Phonics Chant

Hop on the mop,
Not the broom.
I need the name
Of the man in the moon.



★ **C** Listen and read along. CD 19

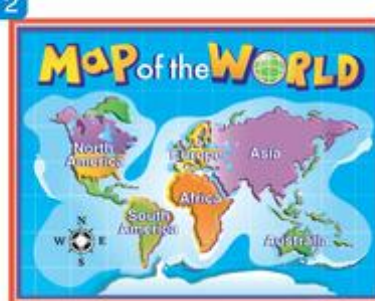
What Do You See?

1



What's that?
What do you see?
There's a man with a mop.

2



What are those?
What do you see?
There are names on the map.

3



What's this?
What do you see?
There's a nut on my notebook.

4



What are these?
What do you see?
There are nine names on mugs.