

หนังสือเรียน รายวิชาพื้นฐาน ภาษาอังกฤษ

TEAM UP 3

IN ENGLISH
STUDENT'S BOOK ม.3

ชั้นมัธยมศึกษาปีที่ 3

กลุ่มสาระการเรียนรู้ภาษาต่างประเทศ
ตามหลักสูตรแกนกลางการศึกษาขั้นพื้นฐาน พุทธศักราช 2551

ผู้เรียบเรียง

F. Kavanagh
C.L. Moore
C.E. Morris
E. Canaletti
A. Smith
J. Cattunar

ผู้ตรวจ

ดร. ทวีศักดิ์ ชื่นยศ
ผศ. ดร. บัณฑิต นัทรวิโรจน์
ดร. ประจักษ์ รอดอาวุธ

บรรณาธิการ

นางสุภาภรณ์ สิบเปรม

สงวนลิขสิทธิ์ตามพระราชบัญญัติ

ปีที่พิมพ์ 2562

พิมพ์ครั้งที่ 1

จำนวนพิมพ์ 20,000 เล่ม

ISBN: 978-616-203-791-7

รหัสสินค้า 2312149

 **AKSORN**

www.aksorn.com

Published and distributed in Thailand by:

Aksorn Charoen Tat ACT. Co., Ltd.

142 Tanao Road, Phra Nakhon, Bangkok, Thailand 10200
Tel./Fax. +66 2622 2999 (auto phone switch 20 lines)

Printed at: **Thai Romklao Co., Ltd.** Tel. +66 2903 9101-6

Contents

Unit	Grammar	Vocabulary	Communication / Pronunciation	Skills / Blog / CLIL
1 Eating Out p. 6	Future simple (1) – Affirmative and negative forms Infinitive of purpose Linkers	Food and drink Food adjectives Eating out	Reading a menu and ordering Talking about places to eat and drink and typical foods The sound /I/ in will	Skills Listening: understanding a conversation at a restaurant Speaking: asking for specific information Reading: identifying information in an article Writing: writing an e-mail to describe personal experiences
2 Shopping Experiences p. 14	Future simple (2) <i>will vs going to</i> <i>can / could</i>	Shops and purchases Prices – pounds, dollars and euros	Talking about shopping habits Talking about your plans for the immediate future Shopping <i>/əʊ/ vs /ɒ/</i>	Blog Listening: identifying information in a text about shopping Speaking: talking about shopping and purchases Reading: identifying information in an informative text Writing: writing a shopping list
3 Meet the Natural World p. 22	<i>have to</i> – All forms <i>must</i> – All forms <i>mustn't</i> vs <i>don't have to</i> Quantifiers	Animals and natural environments Camping equipment Ecology	Talking about ‘environmental’ holidays Talking about obligations and things which are forbidden Pronunciation of <i>have to</i>	CLIL Literature
1-3 Check Your Progress pp. 30-31	Culture Spot 1: Natives around the World pp. 110-111			
4 That’s Entertainment! p. 32	Present perfect simple <i>ever / never</i> <i>yet / already / just</i> <i>So / Neither... I</i>	Films Music, musicians and instruments	Talking about experiences Expressing agreement and disagreement Rhyming words (1) The sound /ə/	Skills Listening: listening to a radio interview Speaking: interviewing someone about his / her musical preferences Reading: identifying essential information in a text Writing: writing a report
5 Talented Teens p. 40	Present perfect simple <i>for / since</i> Adjectives with a preposition Present perfect vs Past simple	Dance styles Personal experiences	Talking about the length of actions Talking about experiences Talking about abilities Rhyming words (2)	Blog Listening: identifying information about talent shows Speaking: expressing an opinion about a book Reading: identifying information about a character Writing: writing a book review
6 Family Relationships p. 48	<i>used to</i> Relative pronouns Past continuous	Adjectives to describe character Emergency situations	Describing a person’s character Talking about habits and past events Rhyming words (3) The sounds /s/ and /ʃ/	CLIL Science
4-6 Check Your Progress pp. 56-57	Culture Spot 2: Government and Politics pp. 112-113			

Contents

Unit	Grammar	Vocabulary	Communication / Pronunciation	Skills / Blog / CLIL
1 Eating Out p. 6	Future simple (1) – Affirmative and negative forms Infinitive of purpose Linkers	Food and drink Food adjectives Eating out	Reading a menu and ordering Talking about places to eat and drink and typical foods The sound /l/ in will	Skills Listening: understanding a conversation at a restaurant Speaking: asking for specific information Reading: identifying information in an article Writing: writing an e-mail to describe personal experiences
2 Shopping Experiences p. 14	Future simple (2) <i>will vs going to</i> <i>can / could</i>	Shops and purchases Prices – pounds, dollars and euros	Talking about shopping habits Talking about your plans for the immediate future Shopping /əʊ/ vs /ɒ/	Blog Listening: identifying information in a text about shopping Speaking: talking about shopping and purchases Reading: identifying information in an informative text Writing: writing a shopping list
3 Meet the Natural World p. 22	<i>have to</i> – All forms <i>must</i> – All forms <i>mustn't</i> vs <i>don't have to</i> Quantifiers	Animals and natural environments Camping equipment Ecology	Talking about 'environmental' holidays Talking about obligations and things which are forbidden Pronunciation of <i>have to</i>	CLIL Literature
1-3 Check Your Progress pp. 30-31	Culture Spot 1: Natives around the World pp. 110-111			
4 That's Entertainment! p. 32	Present perfect simple <i>ever / never</i> <i>yet / already / just</i> <i>So / Neither... I</i>	Films Music, musicians and instruments	Talking about experiences Expressing agreement and disagreement Rhyming words (1) The sound /ə/	Skills Listening: listening to a radio interview Speaking: interviewing someone about his / her musical preferences Reading: identifying essential information in a text Writing: writing a report
5 Talented Teens p. 40	Present perfect simple <i>for / since</i> Adjectives with a preposition Present perfect vs Past simple	Dance styles Personal experiences	Talking about the length of actions Talking about experiences Talking about abilities Rhyming words (2)	Blog Listening: identifying information about talent shows Speaking: expressing an opinion about a book Reading: identifying information about a character Writing: writing a book review
6 Family Relationships p. 48	<i>used to</i> Relative pronouns Past continuous	Adjectives to describe character Emergency situations	Describing a person's character Talking about habits and past events Rhyming words (3) The sounds /s/ and /ʃ/	CLIL Science
4-6 Check Your Progress pp. 56-57	Culture Spot 2: Government and Politics pp. 112-113			

Contents

Unit	Grammar	Vocabulary	Communication / Pronunciation	Skills / Blog / CLIL
7 An Emergency? p. 58	Zero conditional First conditional <i>look like</i> Word order – questions	Illnesses and medicines Adjectives and nouns to describe physical appearance	Talking about health Talking about conditions and consequences Describing physical appearance <i>/θ/ vs /ð/</i>	Skills Listening: identifying information to complete jokes Speaking: describing an event Reading: reading about someone’s job Writing: completing a police report
8 Healthy Living p. 66	<i>should</i> – All forms Second conditional <i>someone / anything / everywhere</i>	Nutrition Physical activity and well-being	Asking for and giving advice Talking about imaginary situations Pronunciation of <i>would</i>	Blog Listening: identifying information to complete texts about food Speaking: talking about a recipe Reading: understanding a biography Writing: expressing an opinion about a recipe
9 Green Living p. 74	Present simple passive Past simple passive <i>Wh</i> -questions <i>How</i> + adjective	Materials Recycling Places to live	Talking about recycling Talking about places to live Rhyming words (4) <i>/i:s/ vs /iz/</i>	CLIL Geography
7-9 Check Your Progress pp. 82-83	Culture Spot 3: Non Profit Organisations pp. 114-115			
10 Telly Addicts p. 84	Reported speech with the present tense <i>say / tell / ask</i> Verbs and adjectives + <i>-ing</i> form	TV programmes Books and literary genres	Talking about TV programmes Talking about preferences and hobbies Reporting another person’s words The sound <i>/ʃ/</i> in a limerick	Skills Listening: identifying information in an interview Speaking: talking about TV programmes and expressing preferences Reading: reading and understanding descriptions of famous TV programmes Writing: describing a TV programme
11 Do you believe it? p. 92	<i>must / can’t</i> <i>may / might</i> Question tags	Superstitions Star signs	Talking about superstitions Asking for confirmation Expressing deduction Intonation of question tags	Blog Listening: identifying information to complete some famous hoaxes Speaking: completing a mystery story Reading: reading a mystery story Writing: writing the ending of a mystery story
12 Choices p. 100	Talking about the future Present perfect vs Past simple Present perfect simple with <i>for / since</i>	School subjects Part-time jobs	Talking about the future Talking about part-time jobs The sound <i>/d/</i> in a tongue twister	CLIL History
10-12 Check Your Progress pp. 108-109	Culture Spot 4: TV and Newspapers pp. 116-117			

C 1.1
S 1


- 1 Andy and Kyoko go to a sushi bar for lunch. Do they already know Japanese food? Listen and read their conversation to find out.

Sushi or sashimi?

Andy: Hey, I really like this place. It's mint!
Kyoko: I love it here! Have a look at the menu.
Andy: OK, but I don't understand what the dishes are.
Kyoko: Don't worry Andy, I'll help you to choose.
Andy: Thanks.
Kyoko: For a starter we can have Yasai Gyoza.
Andy: What's that?
Kyoko: They're vegetable dumplings. Then for a main course, there's sushi. It's small pieces of fresh, raw fish on rice.
Andy: Raw fish?! No, I won't have that.
Kyoko: What about Nabeyaki Udon? It's a noodle soup with chicken or shrimps.
Andy: That sounds nice. I'll have that.
Waiter: Are you ready to order?
Kyoko: Yes, please. We'll have Yasai Gyoza as a starter. For a main course, I'll have sushi and he'll have Nabeyaki Udon.
Waiter: And to drink?
Kyoko: We'll have a bottle of mineral water and some green tea, while we wait. Thanks.
Waiter: OK. Thank you very much.

Later...

Waiter: Would you like a dessert?
Kyoko: No, thanks. We won't have anything else.
Andy: Can we have the bill, please?
Waiter: Yes, sure. Just a second.



Comprehension

- 2 Answer the questions. Then in pairs, compare your answers.

What does Andy think of the restaurant?
He thinks it's mint.

- Does Kyoko help Andy to choose the dishes?
- Is Yasai Gyoza a starter or a main course?
- Do Andy and Kyoko both have the same starters?
- Do they both have the same main course?
- What do they have to drink?
- Do they have a dessert?

Vocabulary

C 1.2

- 3 Write the dishes under the pictures. Then listen and check.

apple pie chips ~~garlic bread~~
 ice cream mineral water mixed vegetables
 roast beef and Yorkshire pudding salmon
 shrimp cocktail tea and coffee



garlic bread



1



2



3



4



5



6



7



8



9

Sounds Good!

C 1.3

- 4 Listen and tick (✓) the sentences you hear. Then practise saying them.

- ☐ A I'll have the chicken.
☐ B I have the chicken.
- ☐ A We'll help him.
☐ B We help him.
- ☐ A They'll explain it.
☐ B They explain it.
- ☐ A You'll check.
☐ B You check.

Communication

Look & Use

I'll **have** sushi.
 We **won't have** anything else.

- 5 In pairs, go back to the dialogue in exercise 1. Underline the expressions you need to order a meal and circle the expressions the waiter uses.

- 6 Fill in the first part of the table. Then in pairs, tell each other what you'll have to complete the table.

I'll have garlic bread as a starter.

	You	Your friend
Starter	<u>garlic bread</u>	
Main course		
Side dish		
Dessert		
Drink		

My Turn

- 7 In pairs, prepare a dialogue in a restaurant. Student A is the waiter and student B is the customer. Act your dialogue out and then swap roles.

A *Are you ready to order?*

B *Yes, I'll have shrimp cocktail as a starter.*

C 1.4
S 2

1 Read and listen to this extract from a tourist brochure. Then underline the different places to eat in Newcastle.

Fancy a bite to eat?

In Newcastle you can find everything, from the most exclusive Michelin star restaurants to the cheapest takeaways and cafés.

Fancy a Mexican meal? To taste the best, hottest fajitas, go to Fernandez in Bean Street. Somewhere to eat a tender T-bone steak? 151 is the place for you because they only serve top quality local meat. It's at 151 Maxwell Road.

To enjoy a healthy vegetarian snack, go to Wood's in Carlisle Crescent and try the spicy tofu and mushroom burger. The owner is a vegetarian, so the food is never bland or boring.

To experience the real Newcastle, go to a pub for some delicious 'pub grub'. You can find good traditional food, like tasty roast beef and crunchy roast potatoes or bangers and mash, at reasonable prices.

There are also many great coffee shops in town so you can have a rest from all the sightseeing and enjoy a fabulous frappuccino and blueberry muffin! And finally, don't miss Da Nico in Belfort Street because it serves the tastiest ice cream in town. You'll love it!



Comprehension

2 Write what you can eat at these restaurants.

Fernandez

At Fernandez you can eat Mexican food, for example fajitas.

- | | |
|----------|-----------------|
| 1 151 | 4 A coffee shop |
| 2 Wood's | 5 Da Nico |
| 3 A pub | |

Vocabulary

C 1.5

3 Write the adjectives under the correct picture. Then listen and check.

~~bland~~ delicious healthy disgusting



bland



2



1



3

C 1.6

4 Match the adjectives to the photos. Then listen and check.

- | | | | |
|-----------|---------------------------------------------|--------------|----------|
| A grilled | <input checked="" type="checkbox"/> crunchy | G bitter | J boiled |
| B hot | E sour | H stir-fried | K raw |
| C tender | F sweet | I roast | |



D



1



2



3



4



5



6



7



8



9



10

Communication

Look & Use

Why do people go to Wood's?
To enjoy a vegetarian snack.

5 In pairs, say the name of different foods and suitable adjectives to describe them.

A *Chocolate?*

B *Chocolate is delicious.*

A *Chips?*

B *They're crunchy.*

6 In pairs, read the brochure in exercise 1 again and ask why people go to each place. When you answer, try to use a different verb for each restaurant.

A *Why do people go to Fernandez?*

B *To taste the hot fajitas.*

My Turn

7 Complete this table for you. Write ✓ if you like the food or X if you don't like it. Explain why. Then, in pairs, ask your friend what he/she likes and why. Fill in the table for your friend.

Food	You	Your friend
chips	<input checked="" type="checkbox"/> <i>tasty and crunchy</i>	<input type="checkbox"/>
roast beef	<input type="checkbox"/>	<input type="checkbox"/>
mixed vegetables	<input type="checkbox"/>	<input type="checkbox"/>
chocolate	<input type="checkbox"/>	<input type="checkbox"/>
coffee	<input type="checkbox"/>	<input type="checkbox"/>

8 Now talk together about the best place to go to eat your favourite food.

I'll choose Tony's. At Tony's I can eat a tender T-bone steak.

Future simple (1) Affirmative form

How do you say these sentences in your language?

I'll have sushi.

Kyoko will have Yasai Gyoza.

We'll have a bottle of mineral water.

They'll have Japanese again.

Read the examples again, then complete the rules.

We use the future simple when we decide to do something at the time of speaking.

In the affirmative form the sentence pattern is:

subject + auxiliary verb _____ + _____ form of the main verb.

We use the auxiliary verb _____ for all persons.

The short form of *will* is _____.

1 Use the prompts and complete the mini dialogues.

A I'm hungry.

B make / a sandwich

I'll make you a sandwich.

1 A It's cold.

B (shut / the window)

2 A I don't understand my homework.

B (help / you)

3 A It's Nick's birthday on Saturday.

B (buy / him / a CD)

4 A John called while you were out.

B (call / him / now)

5 A Are you ready to order?

B (have / chips / please)

6 A Would you like something to drink?

B (have / a fruit juice / please)



Negative form

How do you say these sentences in your language?

I won't have that.

We won't have anything else.

Read the examples again, then complete the rule.

In the negative form the sentence pattern is:

subject + _____ + base form of the main verb.

Won't is the short form of *will not*.

2 Use the prompts and write sentences.

It's very expensive. *I won't buy it.*

(I / not / buy / it)

1 He's lazy.

(I / not / help / him)

2 We're tired.

(we / not / go to / the party)

3 John doesn't like spicy food.

(he / not / like / Mexican food)

4 They're angry with Mike.

(they / not / talk to / him)

5 I don't like Mary.

(I / not / invite / her / to the party)

6 It's cold.

(she / not / go to / the beach)

Infinitive of purpose

How do you say these sentences in your language?

To taste the best fajitas, go to Fernandez.

To experience the real Newcastle, go to a pub.

Read the examples again, then complete the rules.

The infinitive is: *to* + _____ form of the verb.

When we talk about the **purpose** of something we use the _____ of purpose.

We can use the infinitive of purpose with any verb tense.

3 Complete the sentences using the infinitive form of the verbs in the box.

~~try~~ buy send see
eat pass do

You can go to Wood's to try good vegetarian food.

1 _____ great pizza, go to Bella Napoli.

2 He went to the stadium yesterday _____ Robbie Williams in concert.

3 I went to the record shop _____ the new U2 CD.

4 I use the Internet _____ my homework.

5 Mrs Connell went to the post office _____ a letter.

6 Chris and Phil are studying hard _____ the exam.

Linkers

Read the examples and underline the linkers.

There are many coffee shops in town so you can have a rest from all the sightseeing.

151 is the place for you because they only serve top quality local meat.

OK, but I don't understand what the dishes are.

I'll have sushi and he'll have Nabeyaki Udon.

It's a noodle soup with chicken or shrimps.

How do you say these sentences in your language?



4 Match the two halves of the sentences. Then listen and check.

☒ John went to the cinema yesterday

1 ☐ The restaurant was very nice

2 ☐ For a starter, we ordered a shrimp cocktail

3 ☐ He didn't go to the party

4 ☐ We both like spicy food

5 ☐ It's Mick's birthday next week

6 ☐ Do you want pizza

A because he was really tired.

B but he doesn't want to celebrate.

☒ and saw the new James Bond movie.

D but very expensive.

E so we chose an Indian restaurant.

F or lasagne for dinner?

G and garlic bread.

5 Join the sentences with the appropriate linkers.

I like football. I like tennis. I like basketball.

I like football, tennis and basketball.

1 Amy never eats strawberries. She's allergic to them.

2 Kevin likes coffee. He doesn't like tea.

3 We didn't know the address. We were late for the party.

4 I took a taxi. There weren't any buses.

5 She speaks Spanish. She doesn't speak French.

6 Do you want coffee? Do you want tea?

7 There wasn't any cheese. We had tuna sandwiches.

8 Maggie went to the doctor this morning. She met her friend Sally.



Reading

1 Read the article and complete the tables below.

Starbucks or Little Bettys?

Do English people really drink a lot of tea? Or is the coffee bar trend taking over? I went to York in the north of England to find out which is the most popular.



Little Bettys – a traditional English tea room – is small and cosy. It serves hot lunches and snacks, so you can come when you want, but I was interested in the afternoon tea: tea, sandwiches and scones with strawberry jam and cream. It was busy – a few families, some old ladies and young people – so I spoke to some of them to find out why they come here. 'It's the perfect place to have a break. And they serve a good cup of tea,' said Mrs Riley. 'We come here for the delicious cakes,' two friends told me.

Little Bettys	
Atmosphere:	<i>cosy</i>
Food / Drink:	
Customers:	



At Starbucks – an American coffee shop – the atmosphere is more international and dynamic. The speciality here is coffee, with a really long list: from a 'half fat decaf' to an 'Iced Vanilla Latte'.

I decided to try the 'White Chocolate Mocha' and went to speak to a group of teenagers. 'We always come here, especially after school or on Saturdays,' said Rav, 14. Miles, 13, added, 'I don't really like coffee – but this is the place to hang out.'

Their takeaway service is very popular with office workers. Graham, 28, told me, 'I never have breakfast at home now. I just buy a 'Latte' on my way to work.'

So, which is the most popular: Starbucks or Little Bettys? It's impossible to say. But it's great to have the choice!

Starbucks	
Atmosphere:	<i>dynamic</i>
Food / Drink:	
Customers:	

2 Read the article again and answer the questions. Then check your answers in pairs.

Where did the reporter go?



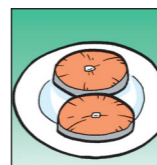
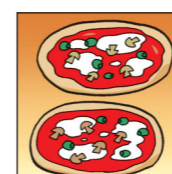











She went to York.

- Why did she go there?
- Which two places did she visit?
- What is afternoon tea?
- Why do people go to Little Bettys?
- Is there a large selection of coffee at Starbucks?
- Why do people go to Starbucks?

Listening

C1.8

3 Look at the pictures, listen to the dialogues and tick (✓) the correct answer.

			
	A <input checked="" type="checkbox"/>	B <input type="checkbox"/>	C <input type="checkbox"/>
1			
	A <input type="checkbox"/>	B <input type="checkbox"/>	C <input type="checkbox"/>
2			
	A <input type="checkbox"/>	B <input type="checkbox"/>	C <input type="checkbox"/>
3			
	A <input type="checkbox"/>	B <input type="checkbox"/>	C <input type="checkbox"/>
4			
	A <input type="checkbox"/>	B <input type="checkbox"/>	C <input type="checkbox"/>

Speaking

4 Ask and answer questions in pairs to complete this information about the Hard Rock Cafés. Student A: look at the information below. Student B: go to page 118.

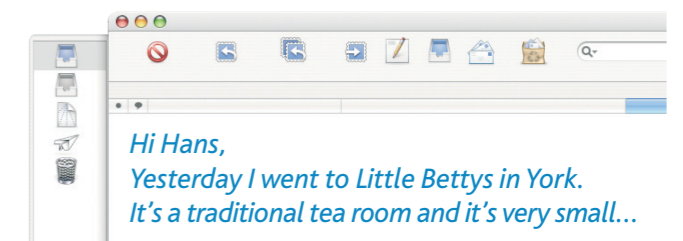
- A *Where in the UK are there Hard Rock Cafés?*
 B *There are Hard Rock Cafés in Dublin, Edinburgh and Cardiff.*

Hard Rock CAFE	
Where in the UK?	London, Manchester, Nottingham, <i>Dublin, Edinburgh, Cardiff</i>
Customers	families, groups of friends, _____, _____
Food	burgers, chips, steaks, _____, _____
Drink	_____, _____, coffee, fizzy drinks
Service	_____, friendly
Atmosphere	Mint! Cool! modern, _____, fun, _____

Writing

5 You had a day out and went to Little Bettys, Starbucks or the Hard Rock Café. Write a short e-mail to an e-mate about the experience. Describe:

- the place
- the food and drink you had
- the people
- the atmosphere
- the service



Five minutes' fun!

Think of a food and describe it for your partner / class to guess.

- A *It's usually hard and crunchy. It's red or green. What is it?*
 B *Is it an apple?*
 A *Yes, that's right.*