

Shine On!

1

Susan Banman Sileci Patrick Jackson

Student Book

Starter Unit Hello!	2
Unit 1 At School	6
Unit 2 Fun Colors	14
Culture 1 Our Art Class	22
Unit 3 Cool Toys!	24
Unit 4 Let's Count!	32
Culture 2 Our Playground	40
Unit 5 My Body	42
Unit 6 Animals	50
Culture 3 A Petting Zoo	58
Unit 7 My Family	60
Unit 8 Feeling Good	68
Culture 4 My Family Barbecue	76

Holidays	78
----------	----

Picture Dictionary	82
--------------------	----

Practice

Unit 1	86
Unit 2	88
Unit 3	90
Unit 4	92
Unit 5	94
Unit 6	96
Unit 7	98
Unit 8	100

Song Lyrics	102
-------------	-----

Classroom Language	104
--------------------	-----

Craft Cut-outs	105
----------------	-----

ชั้นประถมศึกษาปีที่ 1

กลุ่มสาระการเรียนรู้ภาษาต่างประเทศ

ตามหลักสูตรแกนกลางการศึกษาขั้นพื้นฐาน พุทธศักราช 2551

ผู้เรียบเรียง

Susan Banman Sileci Patrick Jackson

ผู้ตรวจ

นางสาวสุราณี โคตรชนะ
นางรัตนาภรณ์ ลอสวัสดิ์
นางสาวกัญญิกา วังเปรม

บรรณาธิการ

พศ.ดร. สุธสรวง ยุทธนา



Hello!

Lesson 1

1

Sing.

1.01



Watch!

2

Listen and point. Say.

1.02



3

Stick.

4

Chant.

1.03




1



2



3



2

Vocabulary Jack, Lucy, Uncle Alex

Song lyrics

Page 102

3

S

Lesson 2

1 Listen and point. Say.



Learn With
Lucy and Jack



2 Make finger puppets. Play and say.



3 What's your name? Say.



Our Values
We are friendly.

4

What's your name? I'm Jack.

S

Lesson 3

Surprise!

1 Watch or listen.

▶ Watch!



Act it out.

1



2



3




4



5



6



5

1

At School

Lesson 1

1 Listen and point. Say.




2 Stick.

3 Chant.




1



2



3



4



5



6



6

Vocabulary book, pencil, pen, backpack, desk, chair

Find it!



7

1

Lesson 2

1 Listen and point. Say.




Learn with
Lucy and Jack


2 Listen and circle. Say.





1




2



3



4



3

Sing.



Watch!

Song!



4

Draw your favorite school object in the backpack.



1

Lesson 3

Let's Draw!

1

Watch or listen.

Watch!

1.11

Act it out.

1

2

3

4

5



6

10

2

Listen and point. Say.


1.12



3

Listen. Draw the way to school.

1.13



Everyday English!

4

Listen and repeat.

1.14

5

Act it out.

A crayon, please.

OK.

Thank you.

Vocabulary ruler, pencil case, crayon, picture

Practice

Page 87

11

1

Lesson 4



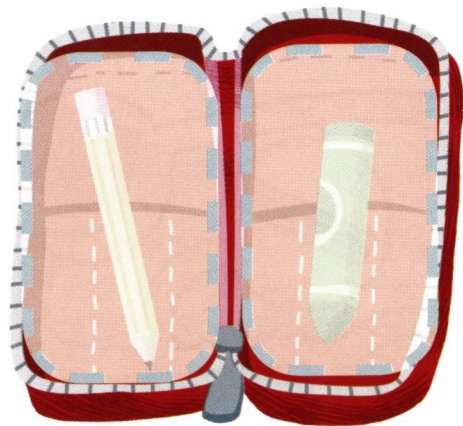
Math



1 Listen and stick.



2 Is it in the pencil case? Make a ✓ or an ✗.



3 Listen and circle. What is it?



4 Make a pencil case. Play and say.



1

Review




1 Match and say.


1




2








3



4



5



2 Make a pencil holder. Play and say.



Page 119



3 Complete your picture dictionary.

Page 82