

# Shine On!

# 5

Susan Banman Sileci Patrick Jackson

## Student Book

Starter Unit Welcome!	2
Unit 1 A Special Concert	6
Unit 2 International Day	16
Culture 1 The Super Bowl	26
Unit 3 The New Store	28
Unit 4 Big Numbers	38
Culture 2 Money in the USA	48
Unit 5 A Busy Day	50
Unit 6 Helping at Home	60
Culture 3 A Ranch	70
Unit 7 At the Doctor's	72
Unit 8 A Holiday Weekend	82
Culture 4 Disney World	92

## Holidays

94

## Practice

Unit 1	98
Unit 2	100
Unit 3	102
Unit 4	104
Unit 5	106
Unit 6	108
Unit 7	110
Unit 8	112

## Grammar Reference

114

## Wordlist

116

## Values

119

## Help the Junior Crew!

120

ชั้นประถมศึกษาปีที่ 5

กลุ่มสาระการเรียนรู้ภาษาต่างประเทศ

ตามหลักสูตรแกนกลางการศึกษาขั้นพื้นฐาน พุทธศักราช 2551

ผู้เรียบเรียง

Susan Banman Sileci Patrick Johnson

ผู้ตรวจ

นางสุขุมารณ์ แคลสิก  
นางสาวอังศุมาลี จำเริญสาร  
นางสาวสุราสินี โคตรชนะ

บรรณาธิการ

พศ.ดร. สุดสรวง ยุทธนา





# Welcome!

## Lesson 1

1 Listen and sing. Watch!

2 Listen and say who's speaking.

Welcome back to  
River Town News!

Thanks, Amy!

Look, there's a  
new smartboard  
on the wall.

It has the  
months of the  
year on it.

Amy

Charlie

Joe

Stella

Ooh! Let's  
take a look.

Lily



3 Listen and repeat.

4 Listen and number.

5 Write. What's your favorite month?  
Look and make a ✓.

January ☐

F ☐

M ☐

A ☐

M ☐

J ☐

J ☐

A ☐

S ☐

O ☐

N ☐




D ☐




# S Lesson 2

## The Smartboard!

1 Listen and read. 1.05 When is Lily's birthday? Act it out.



## Learn Grammar



2 Listen and repeat. 1.06 Underline the questions in the story.

3 Listen and circle. 1.07



1 March  
July  
September



2 April  
August  
June



3 May  
October  
February



4 November  
August  
December



5 January  
February  
August



6 October  
January  
April

4 When is your friend's birthday? Ask and answer.

Grammar When is Stella's birthday? Stella's birthday is in September.



# 1

## A Special Concert

### Lesson 1

1 Listen and repeat.



2 Listen and number.



xylophone ☐

drums ☐

piano ☐

saxophone ☐



violin ☐

guitar ☐

flute ☐

trumpet ☐

3 Write. Do you like these instruments? Look and make a ✓.



4 Ask and answer.

Hi, Joe! Find out more about musical instruments!

Do you like the piano?

Yes, I do.



1

## Lesson 2

## The Big Band

1 Listen and read.



What can Stella's aunt play? Act it out.

1

Hi! What are you playing?

I'm playing the flute.

I'm playing the violin.

2

It's time for the parade!

Let's go!

3

My xylophone!

My guitar!

Our instruments are on the bus! My drums!

4

Hi, Aunt May?  
We need your help. Can you come to the parade?

Yes, of course!

5

What are you playing, Aunt May?

I'm playing the drums. I'm playing the xylophone. And I'm playing the guitar!

8

6

Hurray!

One, two, three!  
All together!

How many instruments are in the story? Read again and circle.

## Learn Grammar



What are you playing?

I'm playing the violin.



2 Listen and repeat.

Underline the word *playing* in the story.

3 Order the words and write.

1



the / I'm / playing / piano.

I'm playing the piano.

2



playing / trumpet. / I'm / the

3



the / playing / violin. / I'm

4



saxophone. / I'm / the / playing



HELP THE JUNIOR CREW!

Find a guitar in the story. Draw what's on it. Now go to page 120.

Grammar What are you playing? I'm playing the violin.

Practice Page 98

9



# 1

## Lesson 3

1 Listen and repeat.




Can you play these sports? Make a ✓.



table tennis

☐


golf

☐




hockey

☐



volleyball

☐

2 Listen and number.



3 Follow the lines and write.



I'm playing \_\_\_\_\_

I'm playing \_\_\_\_\_

I'm playing \_\_\_\_\_

I'm playing \_\_\_\_\_

## Learn Grammar



Are they playing volleyball?

Are they playing table tennis?



Yes, they are.

No, they aren't.


4 Listen and repeat.



5 Listen and make a ✓ or an X.



Then ask and answer.



6 Listen and sing.



Watch!

Song!

Listen! What's this?  
Are you playing the drums?  
Yes, I'm playing the drums.  
The piano and the xylophone,  
The violin and the saxophone,  
Marching in the big band!  
In the parade today!

Listen! What's this?  
Are you playing the flute?  
Yes, I'm playing the flute.  
The trumpet and the xylophone,  
The guitar and the saxophone,  
Marching in the big band!  
In the parade today! [Repeat]



Grammar Are they playing volleyball? Yes / No, they are / aren't.

Practice Page 99




## 1

## Lesson 4

## Music



- 1 Look at the orchestra map. What are the four families of instruments?

- 2 Read and listen. 



Welcome to the orchestra. I'm the conductor. An orchestra has four different families of instruments.

## The Orchestra

## brass



The trumpet is in the brass family. Brass is a metal.

## woodwind



This is the flute. It's in the woodwind family of instruments.

## percussion



Let's listen to the drums and the xylophone. They are percussion instruments.

## strings



The violin is in the strings family.


## conductor

- 3 What families are the instruments in? Write.

1



2



3




4



5



- 4 Make a 3-D map of an orchestra. Cut and write. 

## 1

## Lesson 5

- 1 Listen.  Is Jenny good at golf?

- 2 Listen again and circle **True** or **False**. 



- 1 Jake and Jenny are playing hockey. True False
- 2 Jake is helping Jenny. True False
- 3 Jenny's ball is in a tree. True False
- 4 Jenny's favorite sport is golf. True False

## Everyday English!

table tennis volleyball hockey

- 3 Listen and repeat. 

- 4 Act it out.

I'm playing golf.

That looks fun. Can I play, too?

Yes, of course.

- 5 Make a poster. Present it to your class.

Are they playing table tennis?



Yes, they are.



## 1

## Lesson 6

## 1 Read and listen.



What sports are they playing?

# The Summer Fun Event

By Joe



It's Saturday. It's the Summer Fun Event! I'm next to the library with my friends.

There are many people here. The small boys and girls are in front of the tall people. They can see the parade. They're happy. Here comes the band!

## Our Values

Joe says:

"Be polite in crowds. Let other people see."



I'm playing the trumpet.



I'm playing the flute.

People are playing sports, too. They're playing volleyball and table tennis. It's a great day!



## 2 Match.

- |                                       |  |
|---------------------------------------|--|
| 1 What day is it?                     | • a He's next to the library.            |
| 2 Where is Joe?                       | • b They're in front of the tall people. |
| 3 Where are the small boys and girls? | • c It's Saturday.                       |
| 4 What can the boys and girls see?    | • d No, they aren't.                     |
| 5 Are people playing hockey and golf? | • e They can see the parade.             |

## 3 Complete the Values chart on page 119.

## 1

## Review



## 1 Look and write.



## Instruments

## Sports

drums

volleyball

## 2 Read and circle.



1 What are / is you play / playing?

I'm playing the guitar / violin.

2 Are they / she playing hockey / golf?

Yes, they are / aren't.

## 3 Order the letters and write. Then draw.

What are you playing?

m I' l p y i a n g h e t m t r p t u e.

\_\_\_\_\_

