

หนังสือเรียน รายวิชาพื้นฐาน ภาษาอังกฤษ

# Top Kids

## 2

### ผู้เรียบเรียง

- Judy Baldwin
- Lisa Kingsley

### ผู้ตรวจ

- นางประทีปทิพย์ สลีสองสม
- นางสาวนฤมล วุฒิปรีชา
- นางปริญานุษ พรหมอืด

### บรรณาธิการ

- นางสาวลัดดาวัลย์ สงกา

ชั้นประถมศึกษาปีที่ 2 กลุ่มสาระการเรียนรู้ภาษาต่างประเทศ  
ตามหลักสูตรแกนกลางการศึกษาขั้นพื้นฐาน พุทธศักราช 2551

**TES**   
Total Education  
Solutions Co.,Ltd.

# TABLE OF CONTENTS

<b>Unit 1</b>	<b>In the Classroom</b>	4
Expansion 1		10
<b>Unit 2</b>	<b>Animals All Around</b>	12
Reading 1		18
<b>Unit 3</b>	<b>At the Park</b>	20
Expansion 2		26
<b>Unit 4</b>	<b>Let's Eat!</b>	28
Reading 2		34
<b>Review 1</b>		36
<b>Unit 5</b>	<b>Fun and Games</b>	40
Expansion 3		46
<b>Unit 6</b>	<b>A Birthday Party</b>	48
Reading 3		54
<b>Unit 7</b>	<b>At Home</b>	56
Expansion 4		62
<b>Unit 8</b>	<b>Schoolwork</b>	64
Reading 4		70
<b>Review 2</b>		72
Songs		76
Word List		80

## In the Classroom

## Words

A.  Listen and point.B.  Listen and say.C.  Point and say.1.  crayon2.  marker3.  notebook4.  ruler5.  table6.  shelfD.  Remember. Use your own things.My **notebook** is **big**.My **crayon** is **new**.



# Patterns

## A. Track 4 Listen and say.

There is one table.



There are sixteen markers.



11 eleven	12 twelve	13 thirteen	14 fourteen	15 fifteen
16 sixteen	17 seventeen	18 eighteen	19 nineteen	20 twenty

## B. Read the sentences.

1



There are fifteen notebooks.

2



There is one shelf.

3



There are twenty crayons.

4



There are twelve rulers.

## C. Practice with a partner. Use things in the classroom.

There is one ball.



There are eleven books.



# Words

**A.** Track 5 Listen and point.

**C.** Point and say.

**B.** Track 6 Listen and say.



1. desk



2. chair



3. window



4. door



5. trash can



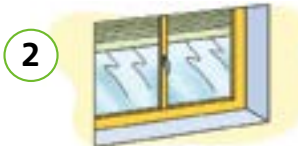
6. computer

**D.** Read and match.



It's a •

• door.



It's a •

• computer.



It's a •

• window.



It's a •

• trash can.

**E.** Remember. Use things in your classroom.





## Patterns

### A. Track 7 Listen and say.



### B. Read the sentences.



Those are computers.



These are chairs.



These are trash cans.



Those are desks.

### C. Practice with a partner. Use things in your classroom.



### D. Track 8 Sing the song. Go to page 76.

## Conversation

A.  Track 9 Listen and point.

B.  Track 10 Listen and say.

C.  Role-play the dialogue.



D. Value Check (✓) the correct picture.





# Sounds

A. Track 11 Listen and say.

Jj



jacket



jet



jar

Yy



yarn



yellow



yogurt

B. Track 12 Listen and circle j or y.

1

j y

2

j y

3

j y

4

j y

5

j y

6

j y

C. Track 13 Listen and write j or y.



- |          |          |          |
|----------|----------|----------|
| 1. _____ | 2. _____ | 3. _____ |
| 4. _____ | 5. _____ | 6. _____ |







# Expansion 1

A. Track 14 Listen and point.

C. Track 16 Listen and do.



D. Practice with a partner.



**E.** Can you put it in your bag? Yes or No? Read and draw lines.

1. a door •

2. a marker •

3. a trash can •

4. a desk •



• 5. a ruler

• 6. a window

• 7. a notebook

• 8. a crayon

**F.** Project. Draw the things on your desk. Talk about them with a partner.

**My desk**

# Word List

## Unit 1

---

chair  
computer  
crayon  
desk  
door  
marker  
notebook  
ruler  
shelf  
table  
trash can  
window

## Unit 2

---

ant  
bee  
busy  
cute  
friendly  
frog  
rabbit  
scary  
smart  
spider  
squirrel  
ugly

## Unit 3

---

chocolate milk  
do a cartwheel  
iced tea  
fly a kite  
juice  
lemonade  
make a  
smoothie  
paint a picture  
play the guitar  
row a boat  
soda  
water

## Unit 4

---

chicken  
cookie  
hamburger  
hot dog  
French fries  
ice-cream cone  
pasta  
pizza  
salad  
sandwich  
steak  
sushi

## Unit 5

---

art set  
basketball  
board game  
computer game  
dollhouse  
game console  
laptop  
computer  
remote-control  
car  
skateboard  
smartphone  
tablet  
teddy bear

## Unit 6

---

balloon  
cake  
candy  
card  
cry  
laugh  
hat  
present  
shout  
open a present  
play a game  
sing

## Unit 7

---

bathroom  
bedroom  
clean up  
cook dinner  
garage  
kitchen  
living room  
play hide and  
seek  
sleep  
wash my hands  
watch TV  
yard

## Unit 8

---

draw a picture  
eat lunch  
fifty  
forty  
read a book  
sixty  
study English  
take a nap  
take a test  
thirty  
twenty