

คำชี้แจง

หนังสือเรียน รายวิชาพื้นฐาน ภาษาอังกฤษ SUPERKIDS 5 ชั้นประถมศึกษาปีที่ 5
กลุ่มสาระการเรียนรู้ ภาษาต่างประเทศ ตามหลักสูตรแกนกลางการศึกษาขั้นพื้นฐาน
พุทธศักราช 2551 เล่มนี้ จัดพิมพ์โดย บริษัท พัฒนาคุณภาพวิชาการ (พว.) จำกัด

ผู้เรียบเรียง	1. Aleda Krause 2. Greg Cossu
ผู้ตรวจ	1. อาจารย์สุนันทา อินคำเชื้อ 2. อาจารย์มารียาดาร์ ธิดาอักษรสกุลส์ 3. Mr. Seth Thomas Barter
บรรณาธิการ	อาจารย์จิลลา กิติกรวรรณ

หนังสือเล่มนี้ประกันคุณภาพโดยผู้ผลิต และจะต้องส่งให้สำนักวิชาการและมาตรฐาน
การศึกษา สำนักงานคณะกรรมการการศึกษาขั้นพื้นฐาน ตรวจสอบประเมินคุณภาพทางวิชาการ
เพื่อออกใบอนุญาตให้ใช้ในสถานศึกษาแทนใบประกันคุณภาพของสำนักพิมพ์ กรณีที่พบ
ข้อบกพร่องหรือข้อผิดพลาด กรุณาแจ้งให้สำนักพิมพ์ทราบเพื่อดำเนินการตามทีระบุในใบประกัน
คุณภาพสื่อฯ (ปกหลัง) พร้อมทั้งแจ้งให้สำนักวิชาการและมาตรฐานการศึกษาทราบด้วย
เพื่อใช้เป็นข้อมูลประกอบการพิจารณาอนุญาตให้ใช้หนังสือในสถานศึกษาต่อไป

สำนักวิชาการและมาตรฐานการศึกษา
สำนักงานคณะกรรมการการศึกษาขั้นพื้นฐาน

หนังสือเรียน รายวิชาพื้นฐาน ภาษาอังกฤษ ชั้นประถมศึกษาปีที่ 5

Student Book



SUPER KIDS

5

ตามหลักสูตรแกนกลางการศึกษาขั้นพื้นฐาน พุทธศักราช 2551
กลุ่มสาระการเรียนรู้ภาษาต่างประเทศ



ผู้เรียบเรียง

Aleda Krause
Greg Cossu

ผู้ตรวจ

อาจารย์สุนันทา อินคำเชื้อ
อาจารย์มารียาดาร์ ธิดาอักษรสกุลส์
Mr. Seth Thomas Barter

บรรณาธิการ

อาจารย์จิลลา กิติกรวรรณ



Published by
Pearson Education Asia Limited
28/F, 1063 King’s Road
Quarry Bay
Hong Kong
Tel: (852) 3181 0000

Website : www.pearson.com.hk
E-mail address : hkcs@pearson.com

© Pearson Education Asia Limited 2020

Authorized adaptation from *SuperKids 5 Student Book (3rd Edition)*, ISBN 978-988-243-547-6, by Aleda Krause and Greg Cossu, published by Pearson Education Asia Limited, © Pearson Education Asia Limited 2019

All rights reserved; no part of this publication may be reproduced, stored in a retrieval system, or transmitted in any form or by any means, electronic, mechanical, photocopying, recording or otherwise, without the prior written permission of the Publishers.

First published 2020

Produced by Pearson Education Asia Limited

ISBN 978-988-873-663-8

Pearson is the world’s leading learning company. Our education business combines 150 years of experience in publishing with the latest learning technology and online support.

We provide education and assessment services in more than 70 countries. Our courses and resources are available in print, online and through multi-lingual packages, helping people learn whatever, wherever and however they choose. Products such as MyLabs are changing education practice worldwide.

In Hong Kong and Macau, Pearson is the leader in all education sectors, ranging from pre-school, primary, secondary and higher education through to adult learning. You may be familiar with some of our products – *Longman Elect*, *Longman Dictionary of Contemporary English*, among others.

At Pearson, we take learning personally. Every day our work helps learning flourish, and wherever learning flourishes, so do people.



Table of Contents

Syllabus		Page 4
Unit 1	Introductions	Page 6
Unit 2	The Best	Page 12
Unit 3	Getting Up	Page 18
Recycle it! 1		Page 24
Discover it! 1	Animal Wonders	Page 26
Unit 4	Planning a Fair	Page 28
Unit 5	A School Fire Drill	Page 34
Unit 6	Helping at Home	Page 40
Recycle it! 2		Page 46
Discover it! 2	At the Hospital	Page 48
Unit 7	Getting Around	Page 50
Unit 8	Setting the Table	Page 56
Unit 9	The International Fair	Page 62
Recycle it! 3		Page 68
Discover it! 3	Natural Wonders	Page 70
Culture 1	Holidays	Page 72
Culture 2	Sports Day	Page 74
I can do it!		Page 76
My Progress		Page 79
Word List		Page 80



Unit and Title	Topic and Vocabulary	Grammar	Vocabulary Substitution Dialog	Review Substitution Dialog	Functional Dialog	Phonics
1 Introductions	Pastimes, countries and languages: build models, collect stickers, cook, ice-skate, go on the Internet, Mexico / Spanish, Japan / Japanese, Korea / Korean, China / Chinese, Australia / English	He likes to build models. What does he like to do? / He likes to build models.	What language do they speak in Mexico? / They speak Spanish.	Who's that? / That's my friend, Diego. / Where's he from? / He's from Mexico.	Hi, Diego. I'm Chuck. / Hello, Chuck. Nice to meet you. / Nice to meet you, too.	c: circle, bicycle, ice-skate g: giraffe, gymnastics, orange
2 The Best	Superlatives and abilities: tallest, shortest, oldest, fastest, best, chess player, soccer player, actor, artist, singer	Donny is the tallest in the class. Who's the tallest in the class? / Donny.	Who's the best chess player? / Sandy.	Are you a good chess player? / No, not really, but I'm a good ping-pong player. / I'm good at ping-pong, too.	How tall are you? / I'm 135 centimeters tall.	n: lion, green, dolphin ng: ping-pong, playing, sing nk: drink, pink, monkey
3 Getting Up	Illnesses and reflexive verbs: stomachache, headache, cold, fever, sore throat, brush / brushed your teeth, comb / combed your hair, wash / washed your face, pack / packed your bag, do / did your homework	I brushed my teeth. / She didn't brush her teeth. Did you brush your teeth? / Yes, I did. / No, I didn't.	Good morning, boys. / Good morning. / What's the matter, Diego? / I have a stomachache.	What are you doing today? / We're going to the amusement park. How about you? / We're going to watch TV.	Would you like some tea? / Yes, please. / Sit down and I'll make some.	air: hair, chair, stairs are: scared, square, share ere: where, there
Recycle it! 1	Review of Units 1–3					
Discover it! 1 Animal Wonders	ocean, blue whale, around, world, Africa, giraffe, cheetah, land, watermelon					
4 Planning a Fair	School activities and times: have an international fair, send the invitations, put on a play, visit a farm, pick strawberries, tonight, tomorrow, on Thursday, next week, next month	We're going to send the invitations tomorrow. When are we going to send the invitations? / Tomorrow.	We're going to have an international fair. / When? / In the spring.	Can we invite our friends? / Of course you can. / Thank you.	Who wants to make the invitations? / I do. / I'll help.	sp: spaghetti, spider, spoon spr: spring, bug spray, sprinkler str: strawberry, string, ostrich
5 A School Fire Drill	School rooms and actions: classroom, playground, lunchroom, gym, office, talk / talking to the principal, do / doing gymnastics, eat / eating lunch, look / looking at a painting, take / taking a test	I was talking to the principal. What were you doing? / I was talking to the principal.	Where's Toni? / I think she's in the classroom.	What should we do now? / Let's line up. Then let's go outside. / OK.	Can we go back inside now? / Not yet. You have to wait for the bell.	l: lunchroom, look, line up r: robot, run, rice
6 Helping at Home	Chores: rake the leaves, wipe the table, take out the trash, pull the weeds, sweep the steps, wash the dishes, vacuum the carpet, make your bed, hang up your clothes, clean up your room	He has to rake the leaves. Does he have to rake the leaves? / Yes, he does. / No, he doesn't.	Chip, will you rake the leaves, please? / OK. Can I do it later? / Yes, but don't forget.	Do you want to play catch? / Yeah. I'll get my ball. / OK. Let's meet outside.	Did you rake the leaves? / Not yet. I'll do it now.	sh: brush, wash, trash tch: catch, match, watch th: teeth, bath, mouth
Recycle it! 2	Review of Units 4–6					
Discover it! 2 At the Hospital	breaks, fell off, broke, x-ray, cast, cuts, stitches, shot, burns, burned, stove, bandage, nurse					
7 Getting Around	Transport and adverbs of frequency: take a train, take a bus, take the subway, go by car, walk, always, usually, sometimes, hardly ever, never	I usually walk to school. How do you get to school? / I usually walk.	Do we take a train to your house? / No, we go by car.	What time do you go to school? / At 7:00. / Wow! That's early. What time do you go to bed? / At 11:00. / Wow! That's late.	Hi, Ichiro. It's good to see you again. / Thanks. It's great to be here. / How was your flight? / It was fine, but I'm really tired.	sc: scared, scarf, scooter sch: school, schedule sk: skateboard, ski, desk
8 Setting the Table	Countable and non-countable items: bowls, plates, knives, forks, spoons, soy sauce, salt, pepper, sugar, ketchup	There's some soy sauce. / There isn't any soy sauce. There are some spoons. / There aren't any spoons. Is there any soy sauce? / Yes, there is. / No, there isn't. Are there any spoons? / Yes, there are. / No, there aren't.	Let's set the table. We need some bowls. / I'll get some from the lunchroom.	I lost my posters. / Did you leave them at home? / Here they are. I found them.	Can I borrow the tape, please? / Sure. Here you go.	ear: earrings, hear, dear eer: cheer, deer, steer ere: here, sphere
9 The International Fair	Fair events and verbs: break / broke the piñata, drop / dropped the cake, spill / spilled the juice, win / won the prize, bring / brought the kimchi, magic show, clowns, fireworks, band, food	Toni broke the piñata. Who broke the piñata? / Toni.	The magic show was the best. / I think the clowns were better. / I can't wait for the fireworks.	What did you make? / I made the sushi. Do you like sushi? / I don't know. I never tasted sushi.	That was so much fun. / Yeah. I'm glad we came.	ow: show, bowl, throw ow: brownies, clown, towel
Recycle it! 3	Review of Units 7–9					
Discover it! 3 Natural Wonders	go snorkeling, reef, coral, full moon, waterfall, rainbow, peak, Asia					
Culture 1 Holidays	wishes, bamboo branches, stars, rice cakes, ancestor, harvest, squashed tomatoes, water canon, lantern, moon cakes					
Culture 2 Sports Day	parents, picnic lunch, sack, sack race, finish line, pass the baton, relay race, draw a line, pull a rope, win					
I can do it!	Assessment for Level 5					




1

Introductions



Words **A** **A1** Listen. Point. Say.

B **A2** Listen. Number.



Review
read comic books
bake cookies
play video games
take pictures

Story **C** **A3** Listen.

Dialogs **D** **A4-7** Listen. Point. Say.

Mexico



Spanish

Japan



Japanese

Korea



Korean

China



Chinese

Australia



English



Say it!

A 8 Listen. Ask. Answer.



- 1 Ichiro / Japan
- 2 Orana / Australia
- 3 Emily / the U.K.
- 4 Soon Yong / Korea
- 5 Ming Wei / China



Chant-a-gram

A 9 Listen. Chant.



What does she like to do?

What does she like to do?
What does she like to do?
She likes to go on the Internet.
She likes to cook, too.

What do you like to do?
What do you like to do?
I like to play video games.
I like to ice-skate, too.



Build it!


A A 10 Listen. Say.

1



I / collect stickers

2



he / read comic books

3



she / cook

He likes to build models.

B

A 11 Listen. Ask. Answer.

What does he like to do?

He likes to build models.

1



she? / play video games

2



he? / take pictures

3



you? / go on the Internet

C

A 12 Listen. Write.

1

She likes to play video games.

2

..... cook.

3

..... bake cookies.

4

What do? build models.

5

What do? ice-skate.

6

What do? take pictures.



Read it!

A **A13** Listen. Point. Say.

c



circle



bicycle



ice-skate

g



giraffe



gymnastics



orange

B **A14** Listen. Write **c** or **g**. Read.


My Friend Chuck by Chip Lee



Chuck is in my class. He wants to be a ①ma**g**ician. He
②practi**c**es magic a lot. He has a magic ③pen**c**il. He can
make a ④**c**ircle of ⑤oran**g**e stars with his pencil. He's
really cool.

C **A15** Listen. Write. Number.

- Circle the **face** with a pencil, please.
- He can ride a bicycle and
- The orange can do gymnastics.



Review
pencil face
practice magician



Practice it!

A Read. Circle.

SCHOOL NEWS

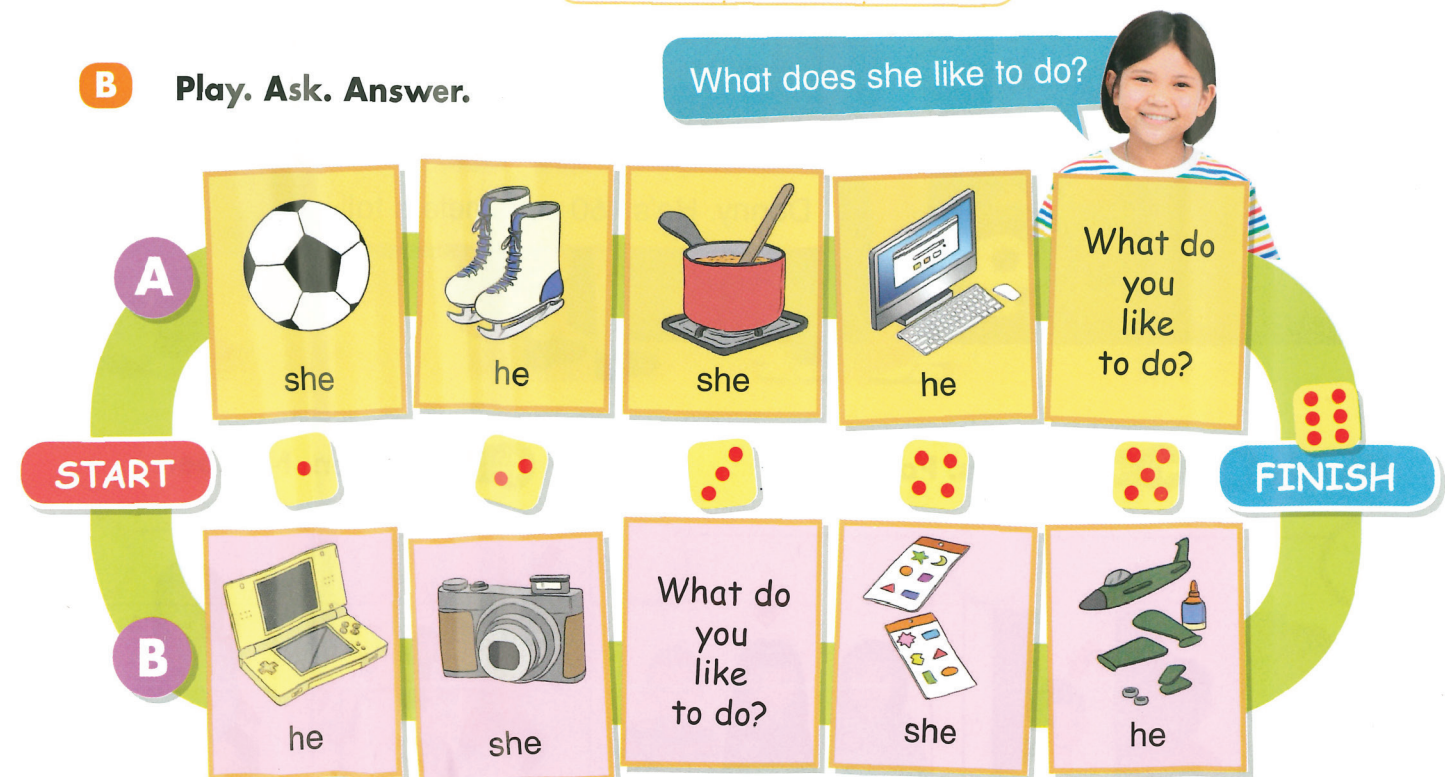
This is Diego. He is going to live at Chip's house for one year. He is from Mexico. He can speak Spanish and English, but he can't speak Chinese. He likes to build models and play soccer. He doesn't like to cook. His favorite sport is soccer.



- Where is Diego from? Chip's house one year Mexico
- What languages can Diego speak?
Spanish and Chinese English and Spanish English and Chinese
- What does he like to do? build models collect stickers cook
- What is his favorite sport? baseball soccer hockey

B Play. Ask. Answer.

What does she like to do?



Instructions Get into pairs. Choose A or B. Place your counter on the start. Take turns to throw a die. To move forward, throw the die in order from 1 to 6. You can only move one space at a time. If you throw an incorrect number, you miss a turn. When you land on a new space, your partner asks a question. Look at the picture and answer.

★ ★ ★ Check "My Progress" (p. 79)