



Published by Alston Education Pte Ltd

627A Aljunied Road, #07-03 Biztech Centre, Singapore 389842

enquiry@alstoneducation.com

www.alstoneducation.com

© 2023 Alston Education Pte Ltd

All rights reserved. No part of this publication may be reproduced, stored in a retrieval system, or transmitted in any form or by any means, electronic, mechanical, photocopying, recording, or otherwise, without the prior permission of the copyright owner.

First published 2023

Let's Smile Student Book 2

ISBN 978-981-3182-88-2

Printed in Thailand

จัดจำหน่ายโดย

บริษัท โททอล เอ็ดดูเคชั่น โซลูชั่น จำกัด

24/25 เอกซเคป บีชพาล์ส วงแหวน-อ่อนนุช ถนนสุขุมวิท 2 แขวงประเวศ เขตประเวศ กรุงเทพฯ 10250

โทรศัพท์ 02-1154943, 094-9235547 โทรสาร 02-0892425

หนังสือเรียน รายวิชาพื้นฐาน ภาษาอังกฤษ

Let's Smile

Student Book

2

ผู้เรียบเรียง

- Judy Baldwin และคณะ

ผู้ตรวจ

- นางรุ่งทิพย์ ผาสุข
- นางสาวสุธีรา พลรักษ์
- นางเรณู กันทา

บรรณาธิการ

- นางสุพมาภรณ์ แคลิด



ชั้นประถมศึกษาปีที่ 2 กลุ่มสาระการเรียนรู้ภาษาต่างประเทศ
ตามหลักสูตรแกนกลางการศึกษาขั้นพื้นฐาน พุทธศักราช 2551

พิมพ์ครั้งที่ 1 พุทธศักราช 2565

จำนวนพิมพ์ 5,000 เล่ม





Contents

1

Our Feelings

CLIL Social Studies 6

2

Big and Small

CLIL Science 12

WORLD LINK 1

Old and New

18

3

At the Park

CLIL Math 20

4

In My Room

CLIL Social Studies 26

WORLD LINK 2

Fun at the Park

32

5

In the Playroom

CLIL Science 34

6

On the Playground







CLIL Math 40

WORLD LINK 3

Playground Activities

46



	In My Backpack	CLIL Art	48
	Art Class	CLIL Art	54
WORLD LINK 4	Art Museums around the World		60
	My Body	CLIL Physical Education	62
	My Face	CLIL Science	68
WORLD LINK 5	Amazing Animals		74
	Playing Outside	CLIL Physical Education	76
	School Friends	CLIL Science	82
WORLD LINK 6	Wheels Go Round and Round		88
Scope and Sequence			90
Picture Dictionary			92

Characters & Theme Song



Come on, come on!
The bus is here.
It's time to go
And say hello.

Come on, come on!
It's time for class.
Just try.
You'll be surprised!

Let's smile!
We'll play together.
Let's smile!
Have fun forever.
S-M-I-L-E
S-M-I-L-E



Smiley



Alex

Come on, come on!
It's time to explore.
We'll do it together.
It's an adventure!

Let's smile!
And lighten up.
Let's smile!
Come learn with us.
S-M-I-L-E
S-M-I-L-E

We'll smile!
S-M-I-L-E
Let's smile!
S-M-I-L-E

S-M-I-L-E
S-M-I-L-E
Let's smile!



A Listen, point, and repeat. **2**




B Listen and number. Then point and say. 3

She's angry.

 angry	 happy	 hungry	 sad	 tired
--	--	---	---	--

C Look at **A**. Listen, point, and repeat. Then ask and answer. 4

How are they?



They're hungry.

D Listen and chant. 5

How Are They?

Happy, sad, angry, tired.

Happy, sad, angry, tired.

How is he?

How are they?

How is he?

How are they?



Sad, sad.
He's sad.



Happy, happy.
They're happy.

Oh no!

Oh yes!



How is he?
How are they?



He's happy.
They're happy.

He's = He is
They're = They are

Lesson 2

A Listen and repeat. 6

B Watch and act. ▶



C Read and say.

1 I'm hungry.



Me too.



2 I'm hungry.



D Listen and sing.

Me Too

I'm happy.

I'm happy.

I am happy.

Me too.

Me too.

I'm happy too.



E Play the game. Ask and answer.

How is he?

He's angry.





A Listen and repeat. Then point and say. 8

1



cry

2



frown

3



sleep

4



smile

B Listen and point. Then look and write. 9

1

angry

frown

2

happy



Feelings
and
Actions



3

tired

4

sad

When I'm _____, I _____.



A Find five differences. Then point and say.

A They're happy.
B They're tired.



B Look at Picture B. Listen and answer. 10

1 Picture B - 1

2 Picture B - 2

3 Picture B - 3

4 Picture B - 4

2

Big and Small

Lesson 1

A Listen, point, and repeat. 11



B Listen and number. Then point and say. 12


It's a new backpack.



a big book



a small book



a long pencil



a short pencil



a new backpack



an old backpack

C Look at A. Listen, point, and repeat. Then ask and answer. 13

What is it?



It's a big book.

D Listen and chant. 14



Old and New

Old and new. Old and new.

What is it? What is it?

It's an old backpack.



Old and new. Old and new.

What is it? What is it?

It's a new backpack.



What is it?


It's a long pencil.

It's = It is

Lesson 2

A Listen and repeat. 15

B Watch and act. ▶



C Read and say.

1

Let's share.




OK. Thanks.



2

Let's share.



D Listen and sing. 16

Let's Share

It's a **big** chair.

It's a **big** chair.

It's a **big, big** chair.

Let's share.

OK. Thanks!

Let's share.

(2x)



E Spin, ask, and answer.

What is it?

It's an old book.

