

# RISE 1

ป.1

## ชั้นประถมศึกษาปีที่ 1

กลุ่มสาระการเรียนรู้ภาษาต่างประเทศ

ตามหลักสูตรแกนกลางการศึกษาขั้นพื้นฐาน พุทธศักราช 2551

### ผู้เรียบเรียง

Patricia Cromwell

Sophia Griffith

### ผู้ตรวจ


ดร.สุจินต์ หนูแก้ว

นางสุภาภรณ์ ลิปปเวสม์

Robert Cullen

### บรรณาธิการ

นางสาวสมใจ อรุณชาติตระกูล



สงวนลิขสิทธิ์ตามพระราชบัญญัติ

ปีที่พิมพ์ 2567

พิมพ์ครั้งที่ 1

จำนวนพิมพ์ 20,000 เล่ม

ISBN: 978-616-203-984-3

รหัสสินค้า 1112015



International Language Teaching Services



www.aksorn.com

Published and distributed in Thailand by:



**Aksorn Charoen Tat ACT. Co., Ltd.**

142 Tanee Road, Phra Nakhon, Bangkok, Thailand 10200

Tel. +66 2622 2999 (auto phone switch 20 lines)

Printed at: **Thai Romkiao Co., Ltd.** Tel. +66 2903 9101-6

# Meet the characters





# Contents

Unit	Lesson 1	Lesson 2	Chat Time	CLIL	Project Time
<b>Starter Welcome!</b> pages 6-7	Hello, I'm Tommy. This is Jenny.  <b>Song:</b> Hello!				
<b>1</b> <b>First day at school</b> pages 8-21	<b>Greetings:</b> Hello. I'm Sam. It's nice to meet you!  <b>Song:</b> It's nice to meet you!	<b>Classroom language:</b> Listen., Look., Stand up., Sit down., Open your book., Close your book. Sit down, Jenny.  <b>Song:</b> a b c  Spell your name, please. J-O-H-N.	<b>Greetings:</b> Good morning., Good afternoon., Good evening.  Good morning. I'm Jenny. What's your name?	<b>Day and night:</b> day, night, Sun, Earth  This is daytime. This is nighttime.	<b>Project:</b> This is me!
<b>2</b> <b>My school objects</b> pages 22-35	<b>School objects:</b> pen, chair, book, ruler, notebook, pencil, desk  What's this? It's a pen.  <b>Song:</b> What's this?	<b>Colours:</b> blue, yellow, red, green  My book is blue.  <b>Numbers:</b> 1-10  <b>Song:</b> One to ten  Colour number one red, please. OK. Number one is red.	<b>Asking about possession:</b> Is this your pencil? No, it isn't. My pencil is yellow.	<b>Tally chart:</b> tally mark	<b>Project:</b> A colour group chart
<b>3</b> <b>My family</b> pages 36-49	<b>Family members:</b> dad, mum, brother, sister  This is my dad.  <b>Song:</b> Family  This is my family. This is my dad ...	<b>Feelings:</b> sad, tired, bored, happy  He's sad. She's sad.  Is Tommy bored? Yes, he is. / No, he isn't.	<b>Introducing family members:</b> This is my dad. Hello, Sam. How are you? I'm good.	<b>Feelings:</b> angry  I'm angry. I'm happy. I'm sad.	<b>Project:</b> My word trees
<b>4</b> <b>My friends</b> pages 50-63	<b>People:</b> boy, girl, man, woman, friend, teacher  Who's that woman? She's my teacher. Her name's Ms Green.  <b>Song:</b> Who's that?	<b>Character:</b> nice, quiet, funny, polite, clever  He's nice. She's quiet.  <b>Song:</b> This is my friend	<b>Asking names and ages:</b> What's your name? My name's Tina. How old are you? I'm six.	<b>A good friend:</b> play with me, share with me, listen to me, say sorry to me, help me	<b>Project:</b> A rocket craft

Unit	Lesson 1	Lesson 2	Chat Time	CLIL	Project Time
<b>5</b> <b>My face</b> pages 64-77	<b>Parts of the face:</b> ears, eyes, mouth, nose, head, hair I've got two eyes.  <b>Song:</b> Make a face  Draw three eyes, please.	<b>Shapes:</b> square, star, rectangle, triangle, circle  <b>Colours:</b> pink, purple, white, black, orange  This is a pink circle.  <b>Song:</b> Colour  What colour is it? It's pink. What shape is it? It's a square.	<b>Classroom language:</b> Whose turn is it? It's my turn. Draw a square, please.	<b>Mixing colours:</b> Yellow and red make orange.	<b>Project:</b> My robot mask
<b>6</b> <b>My pets</b> pages 78-91	<b>Pets:</b> cat, hamster, bird, dog, rabbit, fish  I've got a dog. I haven't got a cat.  <b>Actions:</b> dig, fly, jump, climb, swim, run  <b>Song:</b> I can dig  I've got a rabbit. It can jump.	<b>Adjectives:</b> big, small, short, long  A rabbit has got long ears. It can jump.  <b>Song:</b> Opposites  How many big dogs? Two.	<b>Asking about pets:</b> Have you got any pets? Yes, I've got a dog.	<b>How many:</b> How many circles? Ten.	<b>Project:</b> An animal bookmark
<b>7</b> <b>My favourite food</b> pages 92-105	<b>Food:</b> apples, burgers, salad, bananas, milk, cake  I like apples. Oh, I don't. I like milk. Me too.  <b>Song:</b> I like apples  I like cake. I don't like milk.	<b>Food:</b> pies, oranges, beans, jellies, jam, cheese  I like cheese. Do you like cheese? Yes, I do. / No, I don't.  <b>Song:</b> Do you like apples?  What's your favourite food? I like oranges.	<b>Asking about favourite food:</b> What's your favourite food? I like milk. Jellies are my favourite food.	<b>Pictograph:</b> Three kids like jellies. The kids like burgers the best.	<b>Project:</b> Our favourite food
<b>8</b> <b>At the market</b> pages 106-119	<b>Fruit:</b> grapes, limes, lemons, pears, peppers, cherries  What are these? They're pears. What colour are they? They're green.	<b>Fruit &amp; Vegetables:</b> onions, carrots, pineapples, coconuts, mangoes, potatoes  Have you got onions? Yes, I have. / No, I haven't. How many mangoes? Four.	<b>Buying food:</b> Have you got coconuts? Yes, we have. Two coconuts, please. How much are they? That's £2. Here you are. Thank you.	<b>Fruit and veg:</b> spring onions  Mangoes are my favourite fruit. Potatoes are my favourite veg.	<b>Project:</b> Market role play
<b>Festivals</b> <b>English sounds</b>		pages 120-123 pages 125-128		<b>Alphabet review</b> page 124	



# Starter Welcome!



1 Listen and repeat.



2 Look at 1. Point and say.

3 Listen and repeat. Then say.



4 Listen and sing.



Hello, hello, hello, Jenny!  
Hello, hello, hello!

Hello, hello, hello, Bobby!  
Hello, hello, hello!

Hello, hello, hello, Tommy!  
Hello, hello, hello!






# Unit 1 First day at school



Audio

## Lesson 1

### 1 Listen and repeat.




### 2 Listen, point and repeat.



### 3 Listen and tick (✓) in the box.

Say it!  
I am I'm



### 4 Say and act.





5 Listen and sing. 🎧


It's nice to meet you!

Hi. I'm Jenny.  
Hi. I'm Bobo.  
It's nice to meet you!  
It's nice to meet you!

Hi. I'm Tina.  
Hi. I'm Sam.  
It's nice to meet you!  
It's nice to meet you!



6 Play the game.



7 Make a puppet.



8 Say and act.





# Lesson 2

1 Listen, point and repeat. 🎧



Listen.



Close your book.



Open your book.



Look.




Sit down.



Stand up.

2 Point and say.



Say it!  
look book

3 Listen and write a-f in the box. 🎧



1



2



3



4



5




6

4 Look, say and act.



Sit down,  
Jenny.



Sam


Jenny




5 Listen and sing. 🎧



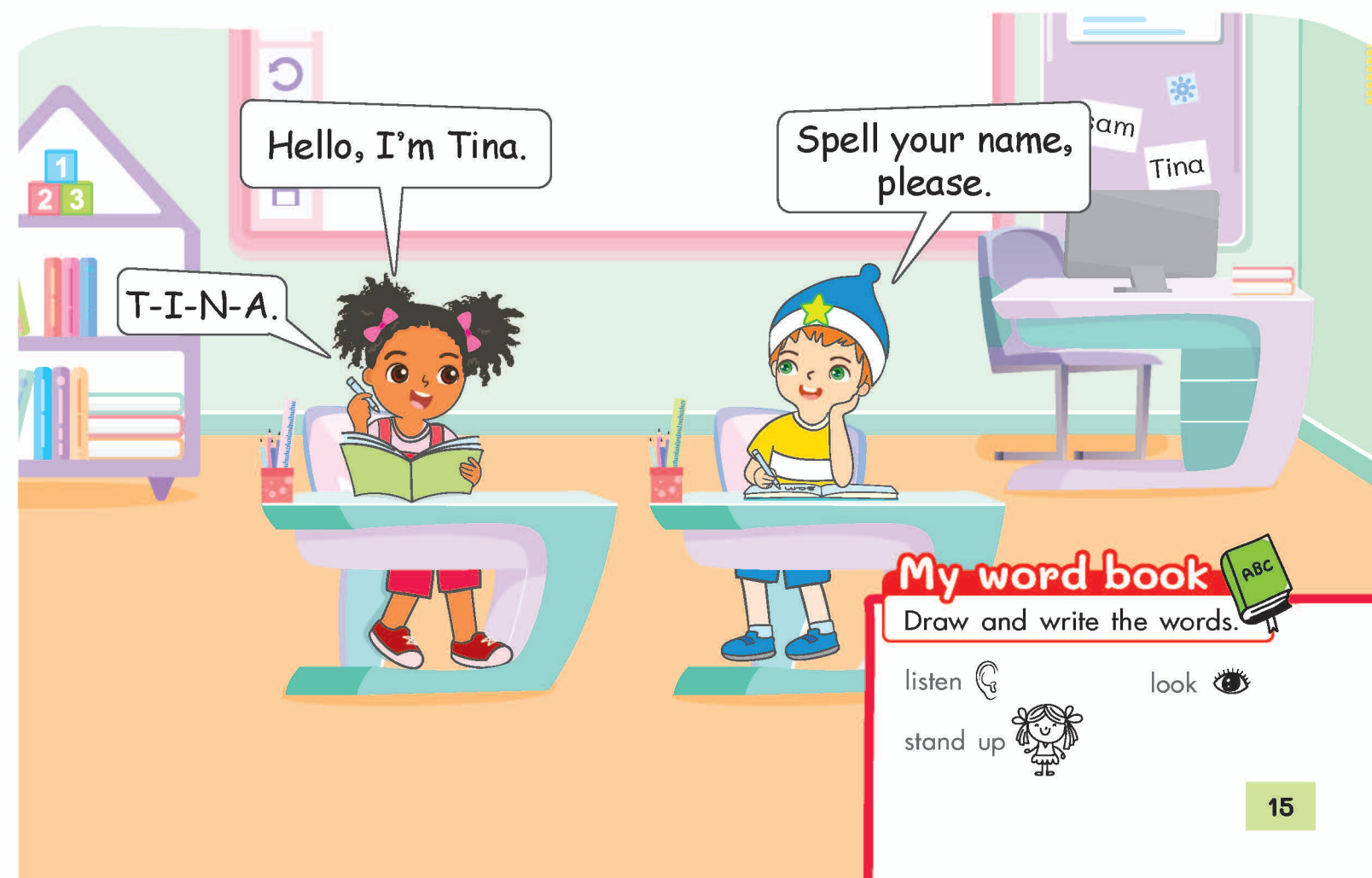
6 Play the game.



7 Listen and repeat. 🎧 Say and act.



8 Write your name and talk to your friend.



**My word book** ABC  
Draw and write the words.


listen 🎧

stand up 🧒

look 👁




1 Listen, point and repeat. 🎧



Good morning



Good afternoon



Good evening

2 Listen and tick (✓) in the box. 🎧




Sam

a ☐



Bobby

b ☐



Tommy

c ☐

3 Write. Say and act.

A: Good 1) \_\_\_\_\_. I'm 2) \_\_\_\_\_. What's your name?

B: Hello, 3) \_\_\_\_\_. I'm 4) \_\_\_\_\_.

A: It's nice to meet you!

B: It's nice to meet you too!

1 Listen, point and repeat. 🎧



day



night


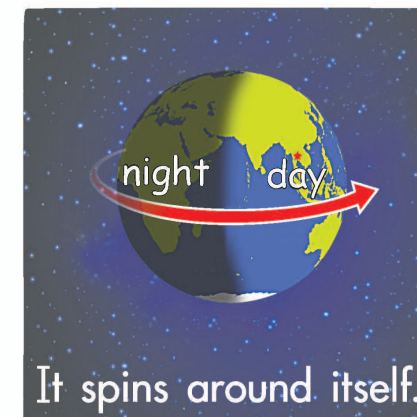


Sun




Earth

2 Listen and read. 🎧 How day and night happen?



3 Make a day and night craft.

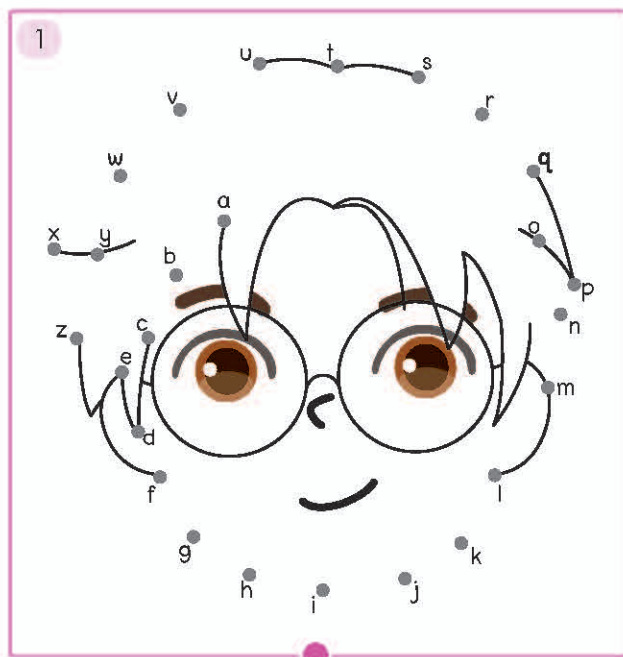




# Review Time




1 Join the dots. Look and match.





I'm Jenny.

I'm Bobby.



I'm Tommy.

I'm Jimmy.




2 Roll the dice. Say and act.

Stand up, please.



Open the book, please.







# Project Time

## This is me!

1 Listen and repeat. Say and act.




2 Let's create! Draw and colour.



3 Make a mini poster of you.

- Draw, colour and cut out.
- Stick and write.



4 Put your things away and clean up.

5 Talk to your friends.

