

RISE 2

ป.2

ชั้นประถมศึกษาปีที่ 2

กลุ่มสาระการเรียนรู้ภาษาต่างประเทศ

ตามหลักสูตรแกนกลางการศึกษาขั้นพื้นฐาน พุทธศักราช 2551

ผู้เรียบเรียง

Patricia Cromwell

Sophia Griffith

ผู้ตรวจ


ดร.สุจินต์ หนูแก้ว

นางสุภาภรณ์ ลิปปเวสม์

Robert Cullen

บรรณาธิการ

นางสาวสมใจ อรุณชาติตระกูล



สงวนลิขสิทธิ์ตามพระราชบัญญัติ

ปีที่พิมพ์ 2567

พิมพ์ครั้งที่ 1

จำนวนพิมพ์ 20,000 เล่ม

ISBN: 978-616-203-987-4

รหัสสินค้า 1212013



International Language Teaching Services



www.aksorn.com

Published and distributed in Thailand by:

Aksorn Charoen Tat ACT. Co., Ltd.

142 Tanee Road, Phra Nakhon, Bangkok, Thailand 10200

Tel. +66 2622 2999 (auto phone switch 20 lines)

Printed at: **Thai Romkiao Co., Ltd.** Tel. +66 2903 9101-6

Meet the characters



Jenny



Tommy



Bobby




Sam



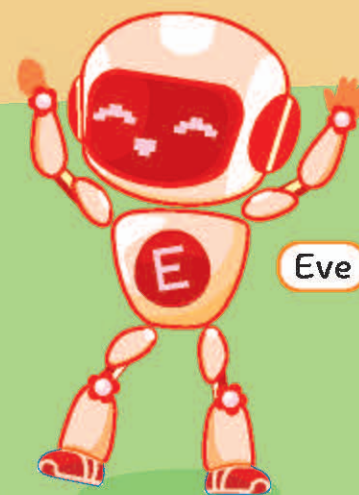
Tina



Jimmy



Bobo



Eve

Contents

Unit	Lesson 1	Lesson 2	Chat Time	CLIL	Project Time
Starter Hello again! pages 6-7	Hello, I'm Jenny. I'm six. I like burgers and salad. I've got a bird. What colour is it? It's pink. What shape is it? It's a circle. Share the glue with me., Pass me the ruler, please., I'm sorry. Song: One to ten				
1 Back to school pages 8-21	School objects: school bag, pencil cases, scissors, rubbers, crayons What have you got in your school bag? I've got some ... I haven't got any ... Song: What have you got?	Numbers: 11-20 There are 12 pens. There aren't any pencils. Song: How many ... are there? How many rubbers are there? There are 18 rubbers.	Classroom language: May I come in, please? May I use your ruler, please? Yes, you may. / No, you may not.	Classroom helpers: teacher's helper, line monitor, noise monitor, desk monitor, chair monitor, board monitor	Project: My pencil holder
2 At home pages 22-35	Rooms in a house: dining room, living room, bathroom, kitchen, bedroom Where's your brother? He's in the dining room. Verbs: cook, wash, sleep, eat, read Song: In our house	Family members: grandma, grandpa, uncle, aunt, cousin Is your mum in the kitchen? Yes, she is. / No, she isn't. Song: I love my family	Types of houses: flat, house Where do you live? I live in a house. Who do you live with? I live with my dad.	Families: one child, two children	Project: My family booklet
3 Things in a house pages 36-49	Things in a house: sofa, armchair, television, table, bookcase, radio There's a green sofa in the living room. Song: There's ... in the room	Things in a house: clock, mirror, lamp, phone, computer, cupboard, picture, wall, floor Is there a picture on the wall? Yes, there is. / No, there isn't. Song: Is there a clock on the wall?	Prepositions: under, next to, between Put the clock between the lamp and the phone, please. OK. What's next?	Safe at home: mop the floor, put the toys away, put the rubbish in the bin	Project: Our dream house
4 All about me pages 50-63	Parts of the body: hands, fingers, arms, toes, feet, legs, body Touch your toes, please. Song: Look at me! Imperatives: Nod your head.	Eyes and hair colour: blonde hair, brown hair, black hair, red hair, blue eyes, green eyes, brown eyes, grey eyes I've got blonde hair. He / She's got brown hair. Song: My body	Abilities and favourite parts of the body: What can you do? I can draw. What's your favourite part of the body? I like my fingers.	I like myself: I like my eyes.	Project: All about me

Unit	Lesson 1	Lesson 2	Chat Time	CLIL	Project Time
5 On the farm pages 64-77	Farm animals: sheep, horses, ducks, hens, cows, pigs Abilities: dig, swim, fly, run, climb, jump Can horses run? Yes, they can. / No, they can't. Song: What can you do?	Numbers: 21-30 How many cows can you see? I can see 22 cows. Song: Where are you? Where are the hens? They are in 10B.	Baby animals: chick, duckling, piglet, puppy, lamb, kitten What's this in English? It's a chick.	Products from animals: meat, eggs, milk, wool	Project: A visit to a farm
6 Nice weather pages 78-91	The weather: sunny, windy, raining, snowing, hot, cold It's windy today. Song: The weather What's the weather like today? It's raining.	Clothes: sweater, socks, shoes, hat, trousers, shirt, dress, T-shirt I'm wearing a blue T-shirt and a green hat. Song: My clothes Put on a hat, please.	Clothes & the weather: coat, boots, raincoat, rain, snow Let's play outside. Let's put on a coat.	Warm colours: red, orange, yellow, brown Cool colours: blue, green, purple, grey	Project: The weather and clothes
7 My toys pages 92-105	Things: camera, ball, skateboard, kite, tablet, computer What do you want for your birthday? I want a skateboard. Song: What do you want for your birthday? Do you want a camera? Yes, I do. / No, I don't. I don't know.	Toys: robot, alien, teddy bear, doll, helicopter, ship Do you want to play with the doll? Yes, I do. / No, I don't. Song: What do you like to do? What do you like to play with? I like to play with the alien.	Games: tag, hide-and-seek, duck-duck-goose, London Bridge Do you want to play hide-and-seek? Yes. Can I play too? Sure.	Good choices! a good choice, a bad choice, wait, share	Project: Finger puppets
8 Play days pages 106-119	Action verbs: singing, riding a bike, dancing, running, walking, playing football He's playing football. He isn't reading. Song: What are you doing? What's he doing? He's swimming.	Days of the week: Monday, Tuesday, Wednesday, Thursday, Friday, Saturday, Sunday On Monday, I ride my bike. Song: What day is it today? What day is it today? It's Tuesday.	Activities: have a dance lesson, play with my friends, play video games, play sport, watch TV What do you do on Monday? I have a dance lesson after school.	Get active: I play football. I get active.	Project: My active days
Festivals pages 120-123			English sounds pages 124-128		



Audio

1 Listen and repeat.





Hello, I'm Jenny. I'm six. I like burgers and salad. I've got a bird.

Good morning. My name's Sam. I'm six. I like milk and cake. I've got a dog.



Hi, I'm Tina. I'm six. I like burgers and apples. I've got a hamster.

2 Listen and repeat. Ask and answer.

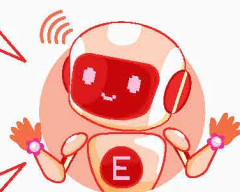


Look at number 1.
What colour is it?

What shape is it?

It's pink.

It's a circle.



3 Read, look and match. Listen and check.

1 Green, please.

2 Put your things away, please.

3 Share the glue with me.

4 Pass me the ruler, please.


5 I'm sorry.



Here you are.



Here you are.



That's OK.



Thank you.



OK.

4 Listen, sing and act.

One to ten

One, two, three, four, five, jump.
Six, seven, eight, nine, ten, jump.
One, two, three, four, five, jump.
Six, seven, eight, nine, ten.
Here we go.

One, two, three, step forward.
One, two, three, step back.
One, two, three, spin around.

One, two, three, four, five, jump.
Six, seven, eight, nine, ten, jump.
One, two, three, four, five, jump.
Six, seven, eight, nine, ten.
Here we go.


One, two, three, four, five, six,
Seven, eight, nine, ten.

Unit 1 Back to school



Lesson 1

1 Listen and repeat.



2 Listen, point and repeat.



school bag



pencil cases



scissors



rubbers



crayons

3 Listen. Tick (✓) three things that Jenny has got in her school bag.

Say it!
I've got
I haven't got

1 ☐



2 ☐



3 ☐



4 ☐



5 ☐




6 ☐



7 ☐



8 ☐




4 Look and say.


1



2



3



I've got some books, notebooks and a pencil case.
I haven't got any crayons.



5 Listen and sing. 🎧

What have you got?

I've got a book, a book, a book.
I've got a book in my school bag.

I've got a pen, a pen, a pen.
I've got a pen in my school bag.

I've got a crayon, a crayon, a crayon.
I've got a crayon in my school bag.
Wow! Let's go!



6 Play the game.

I've got a pen.

I've got a pen
and a pencil.

I've got a pen,
a pencil and a book.



7 What have you got in your school bag?
Draw and colour.



8 Talk to your friend.

Look! This is
my school bag.

What have you got
in your school bag?



Lesson 2

1 Listen, point and repeat. 🎧

11 eleven	12 twelve	13 thirteen	14 fourteen
15 fifteen	16 sixteen	17 seventeen	18 eighteen
19 nineteen	20 twenty	Remember! There are 12 pens. There aren't any pencils.	

2 Listen and circle. Listen again and repeat. 🎧

- | | |
|------------------------------|------------------------------------|
| 1 8 / 18 pencils | 2 3 / 13 pencil cases |
| 3 4 / 14 rulers | 4 5 / 15 rubbers |
| 5 7 / 11 notebooks | 6 6 / 16 books |
| 7 9 / 19 chairs | 8 20 / 12 crayons |
| 9 10 / 20 school bags | 10 7 / 17 pairs of scissors |

3 Match the numbers with the pictures. Then say.

a	16 11	b
c	12 15	d
e	14 13	f

There are 14 pairs of scissors.



4 Look and say.

1		2	
3		4	

There are 15 pencils.
There aren't any rubbers.



5 Listen and sing. 🎧

How many ... are there?


How many pens are there?
How many pens are there?
How many pens are there?
How many pens are there?
There are 11, 12, 13, 14, 15 pens.

How many books are there?
How many books are there?
How many books are there?
How many books are there?
There are 16, 17, 18, 19, 20 books.



6 Play the counting game.

There are
12 crayons.



7 Count and write. Ask and answer.

1

$$10 + 8 = 18$$

How many
rubbers
are there?

2

$$10 + 8 = \bigcirc$$

3

$$10 + 8 = \bigcirc$$

4

$$10 + 8 = \bigcirc$$

5

$$10 + 8 = \bigcirc$$

There are
18 rubbers.

8 Draw and colour numbers 11-20. Ask and answer.

How many
books
are there?

There are
11 books.



My word book

Draw and write the words.



scissors



rubbers



crayons

11

eleven

12

twelve

13

thirteen

1 Listen and repeat. Then match.

1 ☐ May I come in, please?



2 ☐ May I go to the toilet, please?



3 ☐ May I go out, please?



4 ☐ May I use your ruler, please?



5 ☐ May I have a drink, please?



2 Listen and number the pictures.



3 Say and act.



May I use your ruler, please?

Yes, you may.



1 Listen, point and repeat.



teacher's helper



line monitor



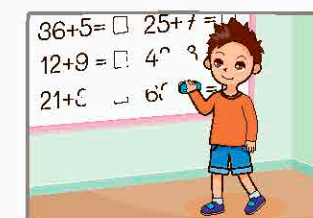
noise monitor



desk monitor

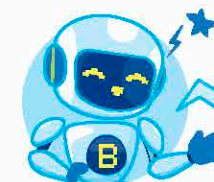


chair monitor



board monitor

2 Choose a job. Discuss and vote.



What do you want to be?

I want to be a line monitor.



3 Draw your task. Do your job for five days and tick (✓).

Job: _____

Task	Day 1	Day 2	Day 3	Day 4	Day 5
	<input type="radio"/>	<input type="radio"/>	<input type="radio"/>	<input type="radio"/>	<input type="radio"/>

Review Time

1 Read and write. What's missing?

1	<div>11</div>	+	<div></div>	=	<div></div>
	Eleven		and		eight
				is	_____.

2	<div></div>	+	<div></div>	=	<div></div>
	Twelve		and		four
				is	_____.

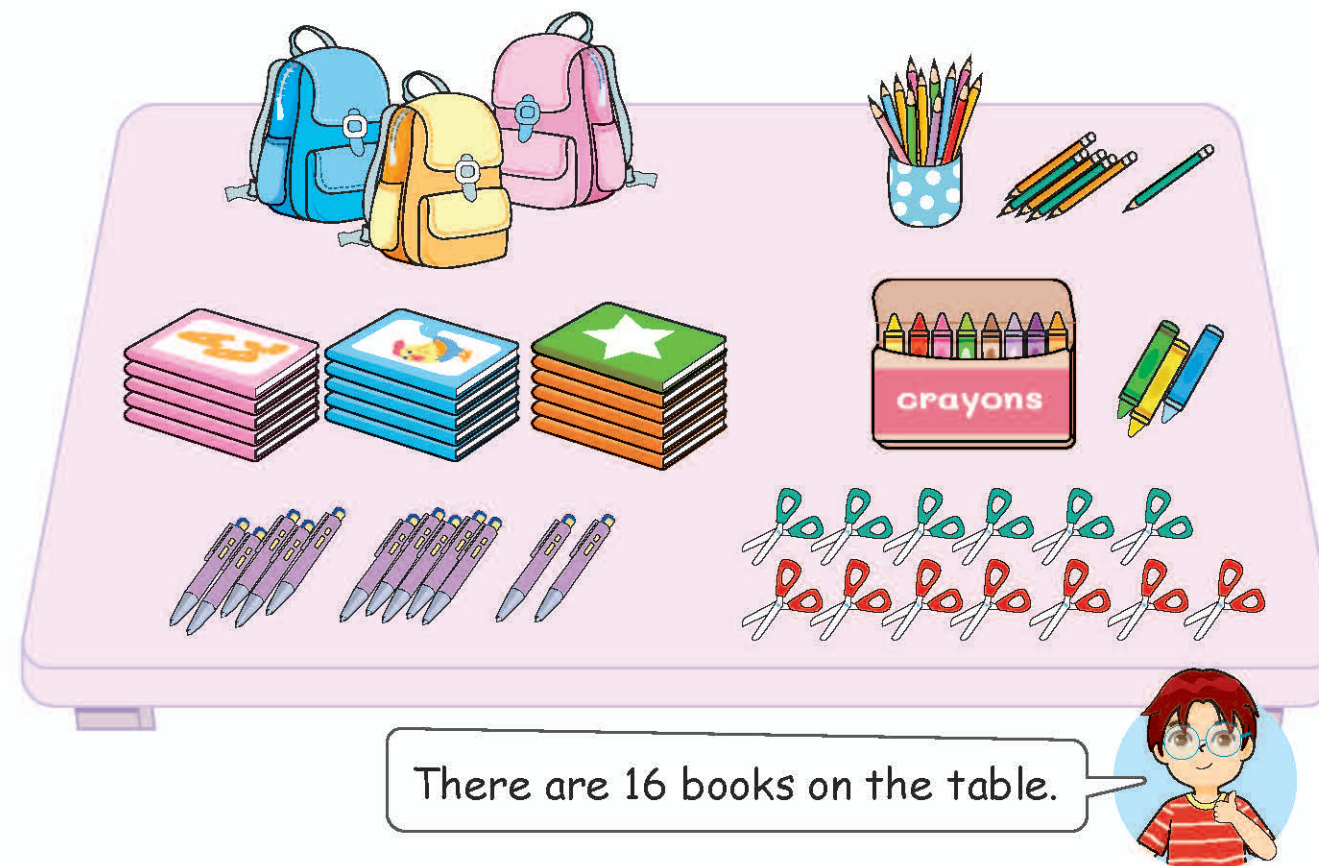
3	<div></div>	+	<div></div>	=	<div></div>
	Fifteen		and		five
				is	_____.

2 Read, look and match.

- 1 ☐ I've got some books, notebooks and a pencil case in my school bag.
- 2 ☐ I've got some pencils, rubbers and a ruler in my school bag.
- 3 ☐ I've got some books, pens and a ruler in my school bag.



3 Look and say.




4 Look. Ask and answer.




Project Time

My pencil holder

1 Listen and repeat. Say and act.




2 Let's create! Draw animals and colour.

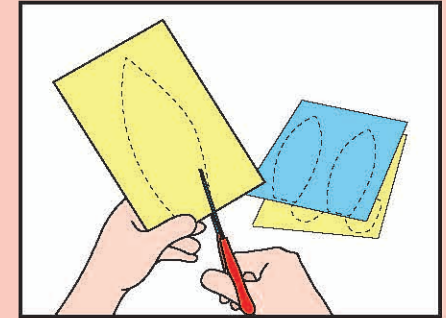


3 Make a pencil holder.

- Wrap the paper roll.




- Draw and cut out.



- Stick.



- Draw the face.



4 Put your things away and clean up.

5 Present your work.

I've got a pencil holder. There are three pencils, two pens, a ruler and a pair of scissors in my pencil holder.

