

RISE 5

ป.5

ชั้นประถมศึกษาปีที่ 5

กลุ่มสาระการเรียนรู้ภาษาต่างประเทศ

ตามหลักสูตรแกนกลางการศึกษาขั้นพื้นฐาน พุทธศักราช 2551

ผู้เรียบเรียง

Patricia Cromwell

Sophia Griffith

ผู้ตรวจ


ดร.สุจินต์ หนูแก้ว

นางสุภาภรณ์ สิปปเวสม์

Robert Cullen

บรรณาธิการ

นางสาวสมใจ อรุณชาติตระกูล



สงวนลิขสิทธิ์ตามพระราชบัญญัติ

ปีที่พิมพ์ 2567

พิมพ์ครั้งที่ 1

จำนวนพิมพ์ 20,000 เล่ม

ISBN: 978-616-203-989-8

รหัสสินค้า 1512040



International Language Teaching Services



www.aksorn.com

Published and distributed in Thailand by:


Aksorn Charoen Tat ACT. Co., Ltd.

142 Tanao Road, Phra Nakhon, Bangkok, Thailand 10200

Tel. +66 2622 2999 (auto phone switch 20 lines)

Printed at: **Thai Romkiao Co., Ltd.** Tel. +66 2903 9101-6

Meet the characters




Harry




Ben



Bobo



Eve



Betty



May



Anna



Mark



Contents

Unit	Lesson 1	Lesson 2	Chat Time	CLIL	Project Time
Starter Are you ready? pages 6-7	When have you got science on Monday? At 10:15. Do you like science? Yes, I do. I think it's interesting. How tall is Bob? He's 163 centimetres tall. How much do you weigh? I weigh 38 kilograms. It's a/an ... It lives in ... It eats ... It sleeps ... What would you like to drink? Can I have a glass of orange juice, please? Is there a lot of yoghurt? Yes. There are six pots of yoghurt.				
1 At school pages 8-21	Rules: read comic books, do your homework, run in the corridor, turn off the lights, use your phone, make a loud noise, bully others, be late You must listen to the teachers. You mustn't eat in class.	Means of transport: by bicycle, by school bus, on foot, by taxi Adverbs of frequency: always, often, sometimes, never How do you get to school? I always get to school by bus.	Talking about school: Which school do you study at? I study at Greenhill School. What class are you in? I'm in class 5B.	Get to school safely: wear a helmet, wear a seatbelt, walk across the road, lean against the door You must wear a helmet when you get to school by bicycle.	Project: All about our school brochure
2 Nationalities & jobs pages 22-35	Nationalities: Japanese, Chinese, Spanish, British, Australian, Indian, American, French What's his / her nationality? He / She's American.	Jobs: police officer, office worker, shop assistant, doctor, farmer, cook Places: office, restaurant What does he do? He's a doctor. Where does he work? He works at the hospital.	Introducing yourself: Hello, I'm May. I'm Chinese.	Directions: north, east, south, west, north-east, north-west, south-east, south-west Where's Manchester? It's in the north-west of England.	Project: My avatar
3 Healthy habits pages 36-49	Food: sausages, sweets, biscuits, vegetables, fast food, honey, oil How often do you eat sweets? Almost every day / Once / Twice / Three times a week. You shouldn't eat too many sweets.	Illnesses: toothache, a headache, a stomachache, a sore throat, a cold, a fever Advice: take some medicine, see the dentist You should see the doctor. You shouldn't eat sweets.	Talking about how to make a fruit salad: peel, cut into pieces, add, mix up first, then, next, after that, finally	Food groups: fruit and vegetables, carbohydrates, proteins, dairy, fats	Project: Healthy and unhealthy habits

Unit	Lesson 1	Lesson 2	Chat Time	CLIL	Project Time
4 Amazing animals pages 50-63	Animals: cheetah, ostrich, sea turtle, hummingbird Numbers: 1,500, 10,000, 100,000, 1,000,000 Forms of adjectives: light - lighter - the lightest, fast - faster - the fastest, large - larger - the largest, scary - scarier - the scariest The elephant is heavier than the rhino. It's the heaviest animal on land.	Extinct animals: woolly mammoth, sabre-toothed tiger, dinosaur, Brachiosaurus, Spinosaurus, Tyrannosaurus rex (T-rex), Stegosaurus Parts of animals: tusks, fur, curved teeth, spines, front legs, spikes, spiky tail It lived in the Jurassic period. It was about 12 metres long. It weighed about 7,000 kilograms.	Talking about endangered animals: Did you know there aren't many tigers left in the world? How can we save them? We can say no to wildlife products.	Types of consumers: carnivores, herbivores, omnivores	Project: An endangered animals poster
5 Help our planet! pages 64-77	Recycling: newspapers, magazines, cardboard boxes, plastic bottles, metal cans, glass bottles, coffee cups, recycling bin What can we recycle? We can recycle glass bottles. Can you recycle a milk carton?	Helping our planet: switch off, unplug, litter, grow plants, turn off the tap, waste electricity, cut down trees, use reusable bottles What are you going to do to help our planet? I'm going to switch off the lights. I'm not going to litter.	Organising a concert at school: organise a concert, decorate the stage, play in the band, sell tickets Who's going to decorate the stage? I am.	Global warming: fossil fuels, landfills, extreme weather, greenhouse gases, atmosphere What are you going to do about global warming? I'm going to grow plants.	Project: A global warming poster
6 Things I have to do pages 78-91	Housework: wash the car, wash the dog, mow the grass, sweep the floor, vacuum the floor, do the washing What do you have to do at home? I have to make dinner. I don't have to water the plants.	Housework: set the table, clear the table, take the rubbish out, fold the clothes, put the clothes away, do the shopping Did you have to wash the dishes yesterday? Yes, I did. / No, I didn't. What could you do when you were five? What did you have to do at home?	Household requests: Can you set the table, please? Sure. No problem.	Household items: cool box, wood-burning stove, electrical stove, washing machine, washing board, refrigerator	Project: My personal timeline poster
Festivals Extra activities		pages 92-95 pages 101-104	English sounds Language focus		pages 96-100 pages 105-112



Audio

1 Match the questions with the answers.

- | | |
|--|---|
| 1 When have you got science on Monday? | • a Can I have a glass of orange juice, please? |
| 2 What would you like to drink? | • b Yes, I do. I think it's interesting. |
| 3 How tall is Bob? | • c At 10:15. |
| 4 Do you like science? | • d I weigh 38 kilograms. |
| 5 How much do you weigh? | • e He's 163 centimetres tall. |

2 Listen and circle.

- | | | |
|-----------|-------------|-------------|
| 1 15 / 50 | 2 113 / 130 | 3 19 / 90 |
| 4 34 / 43 | 5 116 / 166 | 6 112 / 120 |

3 Look at the pictures and write the words in the correct box.



Animals	Habitat	Food

4 Look at the table and talk to your friend.

	It's a/an _____.	It lives in the ____.	It eats _____.	It sleeps _____.
1				
2				
3				
4				



It's a giraffe. It lives in the grasslands. It eats plants. It sleeps at night.

5 Look, ask and answer.



Is there a lot of yoghurt?

Yes. There are six pots of yoghurt.



Unit 1 At school




Audio

Do you remember?

1 What can you see?

$$3.12 \times 10 = 31.2$$

$$0.002 \times 1,000 = 2$$



2 Match sentences 1-6 with pictures a-e in 1.

- 1 They are studying maths.
- 2 They are studying PE.
- 3 They are studying English.
- 4 They are doing an experiment in the science lab.
- 5 She is putting her hand up to speak.
- 6 They are running in class.

☐
☐
☐
☐
☐
☐

Lesson 1

1 Listen, point and repeat.

Remember!

You **must** listen to the teachers.
You **mustn't** eat in class.



read comic books



do your homework



run in the corridor



turn off the lights



use your phone



make a loud noise



bully others



be late

2 Complete the sentences with *must* or *mustn't*. Listen and check.

- 1 You _____ use your phone in class.
- 2 You _____ bully others.
- 3 You _____ write on your desk.
- 4 You _____ make a loud noise.
- 5 You _____ work quietly.
- 6 You _____ turn off the lights when the class leaves the room.
- 7 You _____ be late.

3 Listen and repeat. Then talk to your friend.



run in the corridor



be late



bully others



use your phone



make a loud noise




You **mustn't** run in the corridor.

4 Listen and number.



Say it!
You **must** You **mustn't**



5 Look at 4 and talk to your friend.



You **mustn't** be late.

6 Make a new classroom rules poster.



7 Read and complete the text with *must* or *mustn't*.

Why do we have rules?

Rules help us know what to do and stay safe.
We have rules to help us learn and work in class.

- We _____ work quietly.
- We _____ listen to our teachers.
- We _____ raise our hand to speak.
- We _____ eat in class.
- We _____ do our best.



We have rules to help us show respect.

- We _____ keep our hands and feet to ourselves.
We **mustn't** hurt others.
- We _____ say 'Please', 'Thank you' and 'Excuse me'.
- We _____ follow the rules when we play.
- We _____ take turns and share.



We have rules to help us stay safe.

- We _____ follow basic safety rules such as don't play with fire or sharp objects.
- We _____ run in the corridor.



8 Think of more rules. Use *must* and *mustn't*. Then draw and colour.




1 _____


2 _____

Lesson 2


1 Listen, point and repeat.




by bicycle



by school bus




on foot





by taxi


	Mon	Tue	Wed	Thur	Fri
always					
often					
sometimes					
never					


2 How do they get to school?
Listen and draw lines.


1  Jack •


2  Paul •


3  Cathy •


4  Jane •


5  Mike •

a 

b 


c 


d 


e 

Remember!
How do you get to school?
I get to school **by bus / train / car / bicycle**.
I get to school **on foot**.

3 Look at the tables. Read the texts and write the names.

		Monday	Tuesday	Wednesday	Thursday	Friday
	by bus					
	by car					
	on foot					

		Monday	Tuesday	Wednesday	Thursday	Friday
	by bus					
	by car					
	on foot					


		Monday	Tuesday	Wednesday	Thursday	Friday
	by bus					
	by car					
	on foot					

1 He always gets to school on foot.
He never gets to school by bus or by car.

2 He sometimes gets to school by bus and sometimes by car.
He never gets to school on foot.


3 He often gets to school by car. He never gets to school on foot.

4 Look at the tables in 3 again. Ask and answer.



How does Bill get to school?

He often gets to school by car.



5 Read and draw lines.

- | | |
|--|--|
| 1 How do you get to school? | • a Yes, he does. He always gets to school by bicycle. |
| 2 How does your mother get to the supermarket? | • b They get to school by car. |
| 3 Do the children get to school by train? | • c I sometimes get to school on foot. |
| 4 Does Ken get to school by bicycle? | • d No, they don't. They never get to school by train. |
| 5 How do the teachers get to school? | • e She gets there by bus. |

Remember!

I always get to school by bus.
She always gets to school by bus.

6 Ask and answer. Tell the class.



7 Listen, read and match.

New message

a Hello,

b My name's Jeff. I live in Australia. I'm 11 years old. I'm in class 5A at Greenfield School. I always get to school by bus and I'm never late for school.

c My school starts at 8:30 am and finishes at 3:30 pm. I've got two subjects in the morning and three in the afternoon. My uniform is blue and white.

d I've got playtime after lunch. I often play outside with my best friends. I sometimes stay in the classroom when it rains, but I mustn't make a loud noise. Write soon.

e Bye for now.
Jeff

Send

Remember!

am - from midnight to 11:59 before noon
pm - from midday to 11:59 before midnight

- | | | |
|--|--|--|
| 1 <input type="checkbox"/> Jeff's playtime | 2 <input type="checkbox"/> Jeff's school day | 3 <input type="checkbox"/> Say goodbye |
| 4 <input type="checkbox"/> Say hello | 5 <input type="checkbox"/> About Jeff | |

8 Write to Jeff. Tell him about you, your school day and playtime.

- | | | | | |
|-------------|-------------|-------------------|-----------------|---------------|
| 1 Say hello | 2 About you | 3 Your school day | 4 Your playtime | 5 Say goodbye |
|-------------|-------------|-------------------|-----------------|---------------|

My word book

Draw and write the words.



1 Listen and repeat. 🎧



2 Listen and circle. 🎧

1 Which school does Clare study at?

- a **St Peter's** b **St Maria's** c **St Paul's**

2 What class is Clare in?

- a **4C** b **5A** c **6B**

3 How many students are there in Clare's class?

- a **25** b **28** c **30**

3 Look at 1. Ask and answer with your friend.

1 Listen, point and repeat. 🎧



wear
a helmet



wear
a seat belt



walk across
the road



lean against
the door

2 Match the rules with the means of transport. Then say the rules.

- 1 You must wear a helmet ... ☐
- 2 You mustn't run across the road ... ☐
- 3 You must wear a seat belt ... ☐
- 4 You must walk across the road at the zebra crossing ... ☐
- 5 You mustn't lean against the door ... ☐
- 6 You mustn't put your hands, arms or anything else out of the window ... ☐ ☐ ☐

- a by bus
- b by bicycle
- c by car
- d by train
- e on foot



You must wear a helmet when you get to school by bicycle.

3 How do you get to school? Find three rules about how to get to school safely.

Review Time


1 Look at the signs and talk to your friend.





You mustn't use your phone in class.


2 Look at 1 again. Then complete the sentences with *must* or *mustn't*.


- 1 You _____ use your phone in class.
- 2 You _____ make a loud noise in class.
- 3 You _____ eat in class.
- 4 You _____ bully others.
- 5 You _____ wear a seat belt.
- 6 You _____ run in the corridor.
- 7 You _____ walk across the road. Don't run.
- 8 You _____ turn off the lights when you don't use them.



3 Read and rewrite the answers.

- 1  How do you get to school, Jack?
I get to school by taxi.
Jack gets to school by taxi.
- 2  How do you get to school, Sally?
I get to school by bus.

- 3  How do you get to school, Tony?
I get to school by car.

- 4  How do you get to school, Paul?
I get to school by bicycle.

4 Read and complete the text.

starts uniform foot class students

Hello, we're in 1) _____ 6C at Young Stars School. It's in a small town near London. It's near the river. Our school 2) _____ at 9 am and finishes at 4 pm. There are 350 students in our school.

These are some of our school rules.

- We must wear school 3) _____. It's blue and yellow.
- We mustn't use mobile phones in class.
- We must be polite and do our best.

In our class there are 22 4) _____. Our teacher's name is Miss Evans. We often get to school on 5) _____ and by bus.



1 Work in groups. Find information and write about:

School name: _____ School address: _____
 School phone number: _____ School starts: _____
 School finishes: _____ School rules: _____
 How to get to school: _____ Number of students in your class: _____
 Your teacher's name: _____

2 Plan and design your brochure.

There are _____ boys and _____ girls in our class.		All About My School	outside
School starts _____	School address: _____		
School finishes _____	School name: _____		
School rules		How do you get to school?	inside
We have lunch _____		Our teacher's name is _____	
We _____			

3 Make a brochure.



4 Present your work.

Today we're talking about our school. Our school's name is Rainbow School. Its address is ...



5 Team Discussion What do you think about your group's work? Can you suggest ways to make it better?