

คำชี้แจง

หนังสือเรียนรายวิชาพื้นฐาน ภาษาอังกฤษ SUPER MINDS 2 ชั้นประถมศึกษาปีที่ 2
กลุ่มสาระการเรียนรู้ ภาษาต่างประเทศ ตามหลักสูตรแกนกลางการศึกษาขั้นพื้นฐาน
พุทธศักราช 2551 เล่มนี้ จัดพิมพ์โดย บริษัท พัฒนาคุณภาพวิชาการ (พว.) จำกัด

ผู้เรียบเรียง

1. Herbert Puchta
2. Peter Lewis-Jones
3. Günter Gerngross

ผู้ตรวจ

1. อาจารย์ศิริพร ทองจำรูญ
2. อาจารย์ทัศนีย์ สัตยมาศ
3. Christopher B. Allen

บรรณาธิการ

ผู้ช่วยศาสตราจารย์ ดร.กานดา สกุลธนะศักดิ์ มัวร์

หนังสือเล่มนี้ประกันคุณภาพโดยผู้ผลิต และจะต้องส่งให้สำนักวิชาการและมาตรฐาน
การศึกษา สำนักงานคณะกรรมการการศึกษาขั้นพื้นฐาน ตรวจสอบคุณภาพทางวิชาการ
เพื่อออกใบอนุญาตให้ใช้ในสถานศึกษาแทนใบประกันคุณภาพของบริษัท กรณีที่พบ
ข้อบกพร่องหรือข้อผิดพลาด กรุณาแจ้งให้บริษัททราบเพื่อดำเนินการตามที่ระบุในใบประกัน
คุณภาพสื่อฯ (ปกหลัง) พร้อมทั้งแจ้งให้สำนักวิชาการและมาตรฐานการศึกษาทราบด้วย
เพื่อใช้เป็นข้อมูลประกอบการพิจารณาอนุญาตให้ใช้หนังสือในสถานศึกษาต่อไป

สำนักวิชาการและมาตรฐานการศึกษา
สำนักงานคณะกรรมการการศึกษาขั้นพื้นฐาน



SECOND EDITION

Student's Book

2

กลุ่มสาระการเรียนรู้ภาษาต่างประเทศ
ตามหลักสูตรแกนกลางการศึกษาขั้นพื้นฐาน พุทธศักราช 2551

ผู้เรียบเรียง

Herbert Puchta
Peter Lewis-Jones
Günter Gerngross

ผู้ตรวจ

อาจารย์ศิริพร ทองจำรูญ
อาจารย์ทัศนีย์ สัตยมาศ
Christopher B. Allen

บรรณาธิการ

ผู้ช่วยศาสตราจารย์ ดร.กานดา สกุลธนะศักดิ์ มัวร์

Map of the Book

Back to School (pages 4–9)

Vocabulary The Classroom	Language Focus • There's a (hat). There are some (pictures). • Imperatives	Story The Burglars Value Helping People
------------------------------------	--	--

► Song: The Super Friends

1 My Day (pages 10–21)

? How do we know the time?

Vocabulary Daily Routines	Language Focus • Telling the Time • Simple Present, 3rd Person	Story What a Day! Value Offering to Help Phonics The Letter Sounds ee and ea	Skills • Reading and Writing • Listening and Speaking	Think and Learn Math: Time
-------------------------------------	---	--	--	--------------------------------------

► Song: What Time Is It?

► Creativity: Create That!

► Review: Think Back

2 The Zoo (pages 22–33)

? Where do animals live?

Vocabulary Animals	Language Focus • likes / doesn't like • Questions and Answers with Does ... like?	Story The Zoo Keeper Value Helping People Phonics The Letter Sounds i_e and y	Skills • Reading, Listening, and Writing • Listening and Speaking	Think and Learn Environmental Studies: Habitats
------------------------------	--	---	--	---

► Song: The Zoo

► Creativity: Do That!

► Review: Group Check

3 Where We Live (pages 34–45)

? How can we find places?

Vocabulary Places in a Town	Language Focus • Does ... have ... ? • Prepositions	Story The Tree on the Track Value Perseverance Phonics The Letter Sounds tr, gr, and dr	Skills • Reading, Speaking, and Writing • Listening	Think and Learn Geography: Places in Town
---------------------------------------	--	---	--	---

► Song: A Friend from the Town

► Creativity: Create That!

► Review: Think Back

4 The Market (pages 46–57)

? How can we buy food?

Vocabulary Food	Language Focus • Would you like ... ? • Are there / Is there any ... ?	Story Bad Apples Value Cheating Doesn't Pay Phonics The Letter Sounds w and wh	Skills • Reading, Speaking, and Writing • Listening	Think and Learn Math: Weights
---------------------------	---	--	--	---

► Song: Super Fruit and Vegetables

► Creativity: Do That!

► Review: Group Check

5 My Bedroom (pages 58–69)

? What does furniture look like?

Vocabulary Furniture	Language Focus • this, that, these, those • Whose ... is this? / Whose ... are these?	Story Clean Up! Value Cleanliness Phonics The Letter Sound oo	Skills • Reading • Listening, Speaking, and Writing	Think and Learn Science: Materials
--------------------------------	--	---	--	--

► Song: Wood, Wood, Wood

► Creativity: Create That!

► Review: Think Back

6 People (pages 70–81)

? How are faces different?

Vocabulary The Face	Language Focus • Am / Is / Are + Adjective • The Months; our, their	Story Thunder's Birthday Value Being a Good Loser Phonics The Letter Sounds o_e, ai, and ay	Skills • Reading and Writing • Listening and Speaking	Think and Learn Art: Portraits
-------------------------------	--	---	--	--

► Song: My Face

► Creativity: Do That!

► Review: Group Check

7 Off We Go! (pages 82–93)

? Where can transportation go?

Vocabulary Transportation	Language Focus • I'd like to ... • Questions and Answers with Verb + ing	Story The Bus Trip Value Being Generous Phonics The Letter Sounds u_e, ew, ue, and oo	Skills • Listening and Speaking • Listening, Reading, and Writing	Think and Learn Geography: Transportation
-------------------------------------	---	---	--	---

► Song: Far or Near

► Creativity: Create That!

► Review: Think Back

8 Sports Center (pages 94–105)

? What do we need to play sports?

Vocabulary Sports	Language Focus • ing Forms • like + ing	Story The Soccer Team Value Including People Phonics The Letter Sounds o, oa, and o_e	Skills • Listening, Speaking, and Writing • Reading	Think and Learn Physical Education: Sports Equipment
-----------------------------	--	---	--	--

► Song: Let's Play!

► Creativity: Do That!

► Review: Group Check

9 Vacation Plans (pages 106–117)

? What makes a good vacation?

Vocabulary Vacations	Language Focus • Can for Requests • Review	Story Dream Vacations Value Teamwork Phonics The Letter Sounds z and s	Skills • Reading • Listening and Speaking	Think and Learn Environmental Studies: Helping the Environment
--------------------------------	---	--	--	--

► Song: Vacations Are the Best

► Creativity: Create That!



► Review: Think Back

• **Language Focus:** (pages 118–128)

• **Stickers:** (page 129)

Practice of Creative Thinking, Critical Thinking, and Cognitive Skills

Back to School

- 1   001 Listen and look. Then listen and say the words.



- 2  002 Listen and chant.



Walk to the window.
Walk to the door.
Touch the cabinet.
Jump on the floor.

Walk to the bookcase.
Walk to the wall.
Look at a crayon.
And that's all!



- 1 Look, read, and check ☒.



- | | |
|--|---|
| 1 <input type="checkbox"/> There are some crayons. | 4 <input type="checkbox"/> There's an eraser. |
| 2 <input type="checkbox"/> There's a clock. | 5 <input type="checkbox"/> There are some books. |
| 3 <input type="checkbox"/> There are some rulers. | 6 <input type="checkbox"/> There's a pencil case. |

- 2   003 Watch, listen, and say.

Language Focus

There's a hat on the floor.
There are some pictures on the wall.
There's a bed by the door.
But that's not all, that's not all.

There's a bookcase with some books.
Come closer. Take a look.
There's a big clock. **There's a** chair.
Can you guess who's there?



- 3  Close your eyes. Listen to your teacher and answer.



There's a board in the classroom.

1 004 Listen and sing. Then number the pictures.

10, 20, 30, 40, 50!
The Super Friends are in the city.
60, 70, 80, 90!
Thunder, Flash, Whisper, Misty.
Count from one to ninety-nine.
The Super Friends are feeling fine.
Now from ninety down to ten.
The Super Friends are back again.
Misty's number's 22.
You don't see her, but she sees you.
Whisper's number's 66.
He can talk to ducks and chicks.
10, 20, 30, 40, 50!
Count from one to ninety-nine ...
Thunder's number's 33.
He can lift a big, big tree.
And Flash's number's 88.
She's so fast, she's really great.



2 Work with a friend. Draw numbers in the air and guess.

Is it 55?

No, it isn't.


Is it 88?

Yes, it is!

1 006 Listen and number the pictures. Then read and draw lines.



- a Sit down.
- b Open your book.
- c Don't sit down.
- d Don't stand up.
- e Don't open your book.
- f Stand up.



2 007 Watch, listen, and say.

Language Focus

Open the book. Open the book, please.
Stand up. Stand up, please.
Don't sit down! Don't sit down, please!
Yes! Good dog, good dog!



3 Play the listening game.



The Burglars

1 What do the burglars take from the school?



Thunder, Flash, and Whisper: Bye!
Misty: Now let's go home.



Bird: Whisper, there's a problem at your school.
Whisper: Let's go to the school. Quick!
Misty: Now?



Whisper: Can you check it out, Flash?
Flash: No problem.



Flash: There are two burglars taking our computer.
Thunder: What can we do?
Misty: I have an idea. Wait here!



Misty: Ooooooh!
Tall Burglar: What's that?



Misty: Aaargghh!
Short Burglar: There are some monsters in here.
Tall Burglar: Let's go!



Thunder: The burglars!
Tall Burglar: Don't drop the computer!
Short Burglar: OK.



Tall Burglar: Close the door!
Short Burglar: OK!



Thunder: We have them!



Officer 1: Good job!
Officer 2: Great work.
Super Friends: Yes!

2 Read and correct the mistakes.



There's a problem at the Super Friends' school. There are three burglars! The burglars are taking a computer. They have two cars. The burglars drop the computer. Then the children stop the burglars.



1 My Day

1 009

Listen and look. Then listen and say the words.

1 get up

2 get dressed

3 have breakfast

4 brush your teeth

5 go to school

6 have lunch

7 play in the park

8 have dinner

9 go to bed

BIG QUESTION How do we know the time?

2 010 Listen and chant.

Get up early,
Yawn, yawn, yawn.
Have your breakfast,
Crunch, crunch, crunch,
Brush your teeth,
Brush, brush, brush.

Go to school,
Run, run, run.
Have some lunch,
Munch, munch, munch.
Go out and play,
Hip, hip, hooray!

1 011 Listen and draw lines.



2 012 Watch, listen, and say.

Language Focus

When do you have breakfast?
At eight o'clock.

What time is it?
It's eight o'clock.



3 Ask and answer. Then draw the times on the clocks.



get up



have breakfast



go to school



go to bed

1 013 Listen and sing. Then draw the times on the clocks.

What time is it in Brazil?

What time is it in Brazil?

It's nine o'clock in Brazil.

Nine o'clock is cool.

It's nine o'clock in Brazil.

It's time to go to school.

What time is it in Turkey? ...

It's three o'clock in Turkey.

My friends are all with me.

It's three o'clock in Turkey.

It's time to watch TV.

What time is it in China? ...

It's eight o'clock in China.

The moon is very bright.

It's eight o'clock in China.

It's time to say "goodnight."



2 What things do you do at the same time every day?

Every day, I get up at seven o'clock.

I have breakfast at eight o'clock.

1 Read and number the pictures.

Amelia gets up at six o'clock. She walks to school at nine o'clock. After school, she meets her friend Ellie. At five o'clock, Amelia plays with Ellie in the park. Then they listen to music in Amelia's house. Amelia has dinner at eight o'clock.



2 015 Watch, listen, and say.

Language Focus

Penny **walks home** at seven o'clock.

She **has her dinner** at eight.

Then she **watches some TV**,

And **goes to bed**. It's late!

She's very tired at nine o'clock.

She **goes to sleep** at ten.

She **sleeps and sleeps**, and then

It's time to get up again!



3 Look and say what the children do.

Hugo				
Sue				
Claire				



1



▶ What does Thunder have for dinner?

1



Thunder: Oh, no!

2



Thunder: Not again.

3



Misty: Careful, Thunder.
Thunder: Oops!

4



Thunder: What's the problem, Mom?
Mom: Can you see my keys? They're under the car.

5



Mom: Careful, Thunder!
Thunder: Sorry, Mom.

6



Thunder: Mmm! I love chicken. It's not such a bad day after all.

1

7



Thunder: Bedtime. Hooray!

8



Thunder: No!

2

What does Thunder do at these times?

1 seven o'clock

3 six o'clock

2 four o'clock

4 three o'clock

5 eight o'clock

Thunder ... at seven o'clock.

Phonics

3

Find who says ...

Can you **see** my **keys**?

4

▶ Listen and say.



At **three** o'clock, I **eat** my **cheese** and **peas**, and then I **clean** my **teeth**.



1 Read and circle.

Sam is a firefighter. His house is in Cambridge, but he works in London. At seven o'clock, he leaves his home and walks to the train. Then he takes the train to London. He arrives at eight o'clock. Sam works on a team with 11 friends. At five o'clock, Sam leaves work. At six o'clock, his train leaves London. Then he arrives in Cambridge at seven o'clock. He gets home at eight o'clock. He wants to go to sleep! What a long day for Sam!



1 Sam leaves his house.

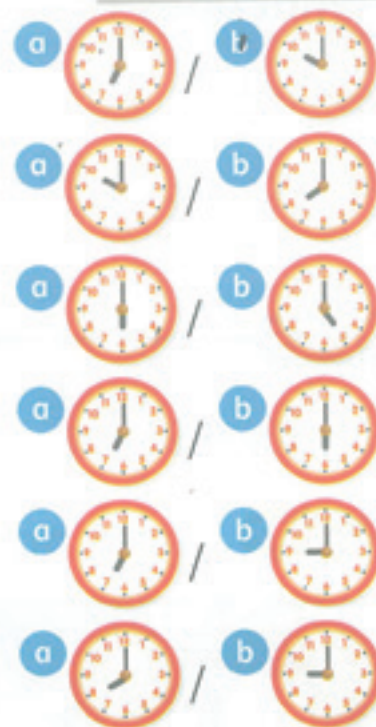
2 He arrives in London.

3 He leaves work.

4 His train leaves London.

5 The train arrives in Cambridge.

6 Sam gets home.



2 Draw and write about your favorite day of the week.



My favorite day is Monday. I get up at seven o'clock. I have breakfast at eight o'clock. Then I go to school. I like school. My favorite class is on Monday morning. It's English! I get home at four o'clock. I do my English homework.

1 Listen and draw the times.



2 Talk about your day.

I get up at ... I have breakfast at ...





What kinds of clocks are there?

1 Listen and point.



sundial



Roman numbers



5 o'clock



6 o'clock



sun



shadow

2 Read and look.

Here are the Roman numbers from 1 to 12.

There are different systems to show the time. A sundial is an old clock. It has a metal arm and a round face with Roman numbers. The sun makes a shadow with the metal arm. The shadow falls on the Roman numbers and shows the time.

I = 1	V = 5	IX = 9
II = 2	VI = 6	X = 10
III = 3	VII = 7	XI = 11
IV = 4	VIII = 8	XII = 12

020 Now listen and write the Roman numbers.

a	v	c	e	g
b	d	f	h	

3 Add and write the correct Roman numbers.

- | | | |
|---------------------|-----------------------|------------------------|
| 1 I + IV = <u>V</u> | 3 III + I = <u>IV</u> | 5 IX - II = <u>VII</u> |
| 2 V + V = <u>X</u> | 4 X + II = <u>XII</u> | 6 IV - III = <u>I</u> |

4 What time is it on the sundials?
Ask and answer.

What time is it on sundial 1?

It's 3 o'clock.



5 Write the times the sundials show.

- | | | |
|---------------------------|---------------|---------------|
| 1 It's <u>3 o'clock</u> . | 2 It's _____. | 3 It's _____. |
| 4 It's _____. | 5 It's _____. | 6 It's _____. |

6 **Project** Draw and write about a sundial with Roman numbers.

My Sundial

Six o'clock is my favorite time.
The Roman number for six is VI.
I have dinner at six o'clock.






- 1 021 Listen and imagine. Then draw your picture.



- 2 Work with a friend. Compare your pictures.

In my picture, I'm in ... It's ... o'clock.
In your picture, you're ...



- 1 Read and circle.

- 1 I ... at seven o'clock in the morning.

a get dressed b get up c have breakfast



- 2 I ... at eight o'clock in the evening.

a go to school b brush my teeth c have dinner



- 3 When ... you brush your teeth?

a do b doing c does



- 4 ... time is it?

a When b What c Is



- 5 He ... to bed at ten o'clock.

a going b go c goes



- 6 She ... in the park at five o'clock.

a plays b playing c play



- 7 In the story, ... helps get Mom's keys from under the car.

a Misty b Whisper c Thunder



- 8 What time is it on the sundial?

a It's 6 o'clock. b It's 9 o'clock. c It's 11 o'clock.

