

SECOND EDITION

Student's Book

3


กลุ่มสาระการเรียนรู้ภาษาต่างประเทศ
ตามหลักสูตรแกนกลางการศึกษาขั้นพื้นฐาน พุทธศักราช 2551

ผู้เรียบเรียง

Herbert Puchta
Peter Lewis-Jones
Günter Gerngross

ผู้ตรวจ

อาจารย์ศิริพร ทองจำรูญ
อาจารย์ทัศนีย์ สัตยมาศ
Christopher B. Allen

บรรณาธิการ

ผู้ช่วยศาสตราจารย์ ดร.กานดา สกุลธนะศักดิ์ มัวร์



บริษัท พัฒนาคุณภาพวิชาการ (พว.) จำกัด

คำชี้แจง

หนังสือเรียนรายวิชาพื้นฐาน ภาษาอังกฤษ SUPER MINDS 3 ชั้นประถมศึกษาปีที่ 3
กลุ่มสาระการเรียนรู้ ภาษาต่างประเทศ ตามหลักสูตรแกนกลางการศึกษาขั้นพื้นฐาน
พุทธศักราช 2551 เล่มนี้ จัดพิมพ์โดย บริษัท พัฒนาคุณภาพวิชาการ (พว.) จำกัด

ผู้เรียบเรียง

1. Herbert Puchta
2. Peter Lewis-Jones
3. Günter Gerngross

ผู้ตรวจ

1. อาจารย์ศิริพร ทองจำรูญ
2. อาจารย์ทัศนีย์ สัตยมาศ
3. Christopher B. Allen

บรรณาธิการ

ผู้ช่วยศาสตราจารย์ ดร.กานดา สกุลธนะศักดิ์ มัวร์

หนังสือเล่มนี้ประกันคุณภาพโดยผู้ผลิต และจะต้องส่งให้สำนักวิชาการและมาตรฐาน
การศึกษา สำนักงานคณะกรรมการการศึกษาขั้นพื้นฐาน ตรวจสอบคุณภาพทางวิชาการ
เพื่อออกใบอนุญาตให้ใช้ในสถานศึกษาแทนใบประกันคุณภาพของบริษัท กรณีที่พบ
ข้อบกพร่องหรือข้อผิดพลาด กรุณาแจ้งให้บริษัททราบเพื่อดำเนินการตามทีระบุในใบประกัน
คุณภาพสื่อฯ (ปกหลัง) พร้อมทั้งแจ้งให้สำนักวิชาการและมาตรฐานการศึกษาทราบด้วย
เพื่อใช้เป็นข้อมูลประกอบการพิจารณาอนุญาตให้ใช้หนังสือในสถานศึกษาต่อไป

สำนักวิชาการและมาตรฐานการศึกษา
สำนักงานคณะกรรมการการศึกษาขั้นพื้นฐาน


CAMBRIDGE
UNIVERSITY PRESS & ASSESSMENT

Shaftesbury Road, Cambridge CB2 8EA, United Kingdom

One Liberty Plaza, 20th Floor, New York, NY 10006, USA

477 Williamstown Road, Port Melbourne, VIC 3207, Australia

314-321, 3rd Floor, Plot 3, Splendor Forum, Jasola District Centre,
New Delhi - 110025, India

103 Penang Road, #05-06/07, Visioncrest Commercial, Singapore 238467

Cambridge University Press & Assessment is a department of the
University of Cambridge.

We share the University's mission to contribute to society through the pursuit of
education, learning and research at the highest international levels of excellence.

www.cambridge.org

Information on this title: www.cambridge.org/9781009792394

© Cambridge University Press & Assessment 2012, 2022, 2023

This publication is in copyright. Subject to statutory exception and to the provisions
of relevant collective licensing agreements, no reproduction of any part may take
place without the written permission of Cambridge University Press & Assessment.

First published 2012

Second edition 2022

Thailand edition 2023

20 19 18 17 16 15 14 13 12 11 10 9 8 7 6 5 4 3 2 1

Printed in Thailand by Rung Silp Printing Co., Ltd.

A catalogue record for this publication is available from the British Library

ISBN 978-1-109-79239-4	Student's Book
ISBN 978-1-108-92092-6	Teacher's Book with Digital Pack
ISBN 978-1-009-79245-5	Workbook
ISBN 978-1-108-82721-8	Super Practice Book
ISBN 978-1-108-82865-9	Flashcards
ISBN 978-1-108-82204-6	Posters

Additional resources for this publication at www.cambridge.org/superminds2

Cambridge University Press & Assessment has no responsibility for the persistence
or accuracy of URLs for external or third-party internet websites referred to in this
publication, and does not guarantee that any content on such websites is, or will
remain, accurate or appropriate. Information regarding prices, travel timetables, and
other factual information given in this work is correct at the time of first printing but
Cambridge University Press & Assessment does not guarantee the accuracy of such
information thereafter.

Map of the Book

Meet the Explorers (pages 4–9)

Vocabulary	Language Focus	Story
Review of Numbers	<ul style="list-style-type: none"> Be good at + ing Possessive Apostrophe 	<i>The Old Book</i>
		Value Courage
		Phonics Short Vowel Sounds

► Song: The Explorers

1 Our School (pages 10–21)

What kinds of puzzles are there?

Vocabulary	Language Focus	Story	Skills	Think and Learn
School Subjects	<ul style="list-style-type: none"> Like / Don't like + ing Have to + Infinitive 	<i>Getting Help</i>	<ul style="list-style-type: none"> Reading Reading, Listening, and Speaking 	Math: Geometric Shapes
		Phonics Letter Names	Value Accepting Others	

► Song: Lots of Puzzles

► Communication: Favorite Subjects

► Writing: My Portfolio

2 The Picnic (pages 22–33)

What's good to eat?

Vocabulary	Language Focus	Story	Skills	Think and Learn
Food	<ul style="list-style-type: none"> Questions and Answers with Some and Any Suggestions 	<i>The Golden Apple</i>	<ul style="list-style-type: none"> Listening, Reading, and Speaking Reading and Writing 	Science: Edible Plants
		Value Perseverance		
		Phonics The Sounds /t/ and /a/		

► Song: Good Idea

► Communication: At the Sandwich Store

► Writing: My Favorite Foods

3 Daily Tasks (pages 34–45)

What's it like to work at night?

Vocabulary	Language Focus	Story	Skills	Think and Learn
Daily Tasks	<ul style="list-style-type: none"> Telling the Time Adverbs of Frequency 	<i>Cleaning Up</i>	<ul style="list-style-type: none"> Reading Writing, Listening, and Speaking 	Social Science: Jobs at Night
		Phonics The Letter Sounds v and f	Value Being Kind to Others	

► Song: Nighttime Flight

► Communication: Helping at Home

► Writing: My Family

4 Around Town (pages 46–57)

What do we find in towns?

Vocabulary	Language Focus	Story	Skills	Think and Learn
Towns	<ul style="list-style-type: none"> Prepositions Be going to + Infinitive of Purpose 	<i>Up High</i>	<ul style="list-style-type: none"> Reading Listening, Speaking, and Writing 	Geography: Tall Buildings
		Value Lateral Thinking		
		Phonics The Sounds /a/ and /t/		

► Song: Lost in Town

► Communication: Help a Visitor in Your Town

► Writing: Messages

5 Under the Ocean (pages 58–69)

What's in the ocean?

Vocabulary	Language focus	Story	Skills	Think and Learn
Ocean Creatures	<ul style="list-style-type: none"> Was / Were Questions and Answers with Was / Were 	<i>The Trap</i>	<ul style="list-style-type: none"> Reading Writing, Listening, and Speaking 	Environmental Studies: People and the Ocean
		Phonics The Letter Sounds s and sh	Value Being Brave	

► Song: The Crocorax

► Communication: Where Were We ...?

► Writing: Ocean Creatures

6 Gadgets (pages 70–81)

How are gadgets useful?

Vocabulary	Language Focus	Story	Skills	Think and Learn
Technology	<ul style="list-style-type: none"> Comparatives Superlatives 	<i>The Cave</i>	<ul style="list-style-type: none"> Reading and Speaking Listening, Speaking, and Writing 	History: Cave Paintings
		Value Being Resourceful		
		Phonics Long Vowel Sounds		

► Song: Look at My Gadget

► Communication: Go Shopping

► Writing: My Gadgets

7 In the Hospital (pages 82–93)

What keeps us healthy?

Vocabulary	Language Focus	Story	Skills	Think and Learn
Health	<ul style="list-style-type: none"> Simple Past: Regular Verbs Simple Past: Irregular Verbs 	<i>At the Hospital</i>	<ul style="list-style-type: none"> Reading Reading and Listening 	Science: Staying Healthy
		Phonics -ed Endings	Value Determination, Never Giving Up	

► Song: An Apple a Day

► Communication: At the Doctor's

► Writing: Write a Story

8 Around the World (pages 94–105)

What wonders of the world are there?

Vocabulary	Language focus	Story	Skills	Think and Learn
Countries	<ul style="list-style-type: none"> Negatives with Simple Past Questions and Answers with Simple Past 	<i>The Final Letters</i>	<ul style="list-style-type: none"> Listening and Reading Speaking, Reading, and Writing 	Geography: Wonders of the World
		Value Showing Interest in Other Cultures		
		Phonics The Sounds /i/ and /t/		

► Song: All the Wonders in the World

► Communication: What Did We Do on Our Vacations?

► Writing: Write About a Country

9 Vacation Plans (pages 106–117)

How are vacations different?

Vocabulary	Language Focus	Story	Skills	Think and Learn
Weather	<ul style="list-style-type: none"> Future with be going to + Infinitive Questions and Answers with be going to + Infinitive 	<i>The Treasure</i>	<ul style="list-style-type: none"> Reading Reading and Listening 	History: Vacations in the Past
		Phonics The Sound /ʒ/	Value Changing Perceptions	

► Song: Happy Vacation

► Communication: Vacation Time

► Writing: Imagine a Vacation

• Language Focus: Pages 118–128

Practice of Creative Thinking, Critical Thinking, and Cognitive Skills

Meet the Explorers



Meet Ben and Lucy – the Explorers. These two friends and their dog, Buster, find lost treasure and give it to museums. Their lives are very exciting. Today they are starting a new adventure. They are in a castle. They are looking for an old book. The book tells the secret of some lost treasure. But they are not the only people looking for the book ...



1 Listen and say the words. Then check with a friend.

- 1 upstairs
- 2 twenty-one – fifty
- 3 downstairs
- 4 fifty-one – one hundred
- 5 basement

Upstairs Rooms 1
21-50 2
Downstairs Rooms 3
51-100 4
Basement 5

2 Listen and answer.

- 1 What do Ben and Lucy want to find?
- 2 Where are they?
- 3 Where does Lucy want to go?
- 4 Where is the basement?

3 Close your book. Play the memory game.

Where's ...?

Upstairs.

1 Look, read, and write B (Ben) or L (Lucy).



- 1 Who am I? I'm not good at flying a kite.
- 2 I'm good at riding a bike. Am I Ben or Lucy?
- 3 I'm not good at playing the guitar. Who am I?
- 4 I'm very good at snorkeling. Can you guess my name?
- 5 I'm good at climbing trees. What's my name?
- 6 Who am I? I'm really good at doing puzzles.

B

2 Put the words in order. Say the sentences.

- 1 good soccer. I'm playing at
- 2 I guitar. playing not good at the 'm

3 Watch, listen, and say.

Language Focus

I'm good at climbing trees. I'm good at playing soccer.
I'm good at catching flies. Oops! I'm not good at telling lies!



4 Look and make sentences.

	x	✓	✓
	✓	✓	x

Lucy isn't good at painting.

- 1 004 Listen and say what Ben and Lucy are good at. Then sing the song.

The Explorers.
Here they come.
Lucy and Ben.
Adventure and fun.

The Explorers.
Here they are.
Ben and Lucy.
Action stars.

She's good at doing puzzles.
She always finds the clues
And reads them very carefully.
They tell her what to do.

The Explorers ...

He's good at riding horses
And swimming in the ocean.
He's an action hero,
Just like you and me.

The Explorers ...



- 2 Ask and answer.

What are you good at?



I'm good at ...



- 3 What are you good at?
Write a verse.

I'm good at ...

And ...

I'm an action hero,

Just like Ben and Lucy.

- 1 Look at the family tree and circle the words.



Jack is Nick's *grandfather*.
Julia is Nick's *grandmother*.
Claire and Ted are Nick's *parents*.
Oliver is Jack's *son*.
Claire is Julia's *daughter*.
Nick is Jack's *grandson*.
Penny is Julia's *granddaughter*.
Oliver is Nick's *uncle*.
Lisa is Nick's *aunt*.
Paula and Zoe are Nick's *cousins*.

1 Nick is Penny's *brother* / *father*.

2 Paula is Zoe's *cousin* / *sister*.

3 Ted is Penny's *uncle* / *father*.

4 Lisa is Paula's *mother* / *sister*.

- 2 Add the missing 's to each sentence. Say the sentences.

1 Tom is Simon father. ('s)

2 Simon is Tom son. ('s)

- 3 006 Watch, listen, and say.

Language Focus

This is Greg.
He's Gina's **brother**.

And this is Gina.
She's Greg's **sister**.

I'm Greg.

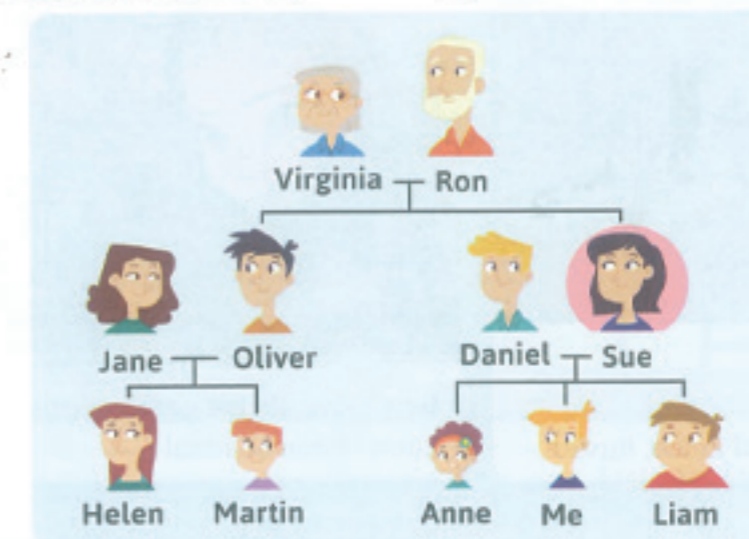


I'm Gina.



- 4 Draw and talk about your family.

Who's this?



This is Sue. She's
Ron's daughter, and
she's my mother.





1 Who has the book in each picture?



Lucy: What's that?
Ben: I think it's a door. A secret door.
Lucy: Let's open it. Buster, wait here!



Ben: Here's the book. It looks really old.
Zelda: They have the book, Horax! Let's get them.
Horax: Wait a minute, Zelda!



Ben: I'm so happy we have it!
Horax: Me, too! You're good at finding things that I want!
Ben: Oh, no! Who are they?



Horax: Give us the book! Tie Lucy up, Zelda.
Lucy: You can't keep the book. It's ours.
Horax: It's ours now! And all the treasure it brings.



Ben: Good dog, Buster!
Lucy: Hurry up, Buster, please.
Ben: Show us the way to Horax and Zelda, Buster.



Ben: How can we get the book back?
Lucy: I have an idea!



Horax: Stop, you two!
Zelda: Go away, silly dog!
Lucy: Stop them, Buster!



Lucy: Run! We have the book.
Ben: Good job, Buster!

2 Write t (true) or f (false).

- 1 Ben and Lucy go to the basement.
- 2 Buster finds the old book.
- 3 Horax and Zelda are good people.
- 4 Horax and Zelda want the book.
- 5 Buster is a dog.
- 6 Buster helps the Explorers get the book back.

☐
☐
☐
☐
☐
☐

Phonics

3 Find who says ... Let's get them.

4 Listen and say.



Gus pats his pets a lot.

1 Our School

1 009 Listen and say the words. Then check with a friend.

- 1 English
- 2 math
- 3 geography
- 4 science
- 5 IT
- 6 music
- 7 art
- 8 PE
- 9 history

BIG QUESTION What kinds of puzzles are there?

2 010 Listen and correct the sentences.

- 1 Ben's favorite subject is history.
- 2 Lucy understands the puzzle.
- 3 Lucy wants to ask their math teacher.
- 4 Lucy doesn't like the librarian.

3 Ask and answer.

Do you like history?

Yes, I do. It's my favorite subject.

What subjects are you good at?

Music and art. I'm very good at them.

	Monday	Tuesday	Wednesday	Thursday	Friday
10:30	1 Hello	2 $2 \times 4 = 8$	3	4	5
12:00 LUNCH	6	7	8	9	
13:30					
14:30					
15:30					

1 011 Listen and write Z (Zoe) or A (Adam).

- 1 I love doing number puzzles. Z
- 2 My sister likes number puzzles.
- 3 I like listening to stories.
- 4 My sister doesn't like writing stories.
- 5 I love singing.
- 6 I don't like listening to music.

2 Where do the words go? Say the sentences.

- 1 I love. (singing)
- 2 I don't like number puzzles. (doing)
- 3 She doesn't like stories. (writing)
- 4 She likes to music. (listening)

3 012 Watch, listen, and say.

Language Focus

I **like** listening to music. He **likes** listening to music.
 I **like** climbing trees. He **likes** climbing trees.
 I **love** sleeping in the sun. He **loves** sleeping in the sun.
 But I **don't like** hearing bees. But he **doesn't like** hearing bees!



4 Play the like / don't like game.

doing number puzzles
 listening to stories
 singing
 doing projects
 learning about animals
 listening to music
 sleeping
 writing stories

Do you like drawing?

Yes, I do.



- 1 013 Listen and check ☒ the subjects you hear. Then sing the song.



There are lots of puzzles
To find the answers to.
They help us understand
What's false and what's true.

I love learning about the world
In geography.
I love playing sports and games.
It's time to do PE.

I love hearing about the past.
I love history.
Let's turn on our computers now.
It's time to do IT.

I love solving lots of problems,
And math is really cool.
Oh, yeah! I love all the things
That we learn at school!

There are lots of puzzles ...



- 2 Solve the puzzles and write the school subjects.

1 h l g e s n i

2 c c n e i s e

3 y t h r s i o

4 h o r p g e y g a

- 3 Create a puzzle for your friend.

- 1 Read and draw the missing picture.



Hi Julia,
I know you are in my class this year. Here are some of the things we have to do: We have to wear a school uniform. We have to learn some new words every week. We have to arrive at school at nine o'clock. We have to put our homework on the teacher's desk before class. See you tomorrow!
John

- 2 Put the words in order. Say the sentences.

1 uniform. have to wear You a school

2 have to your homework put on the teacher's desk. You

- 3 015 Watch, listen, and say.

Language Focus

You **have to wear** a uniform.

You **have to climb** like me.

You **have to clean** your eyes like this.

You can't? I see. Hehe!



- 4 Read and play the rules game.

before you go to bed every day
before you go to school before you eat



wash your hands



brush your teeth

You have to brush your teeth before you go to bed.



have breakfast




get up



do your homework

Have to + Infinitive

1



▶ Why can't Lucy and Ben read the book?



Lucy: Excuse me. Can you help us, please?

Mr. Williams: Yes, of course. What's the problem?

Ben: We can't read this book. It's in code.



Mr. Williams: Hmm. Let me think. It isn't easy. There are lots of clues in this book. But they're all in code. Very interesting! I like doing puzzles!



Mr. Williams: This is difficult! Can I keep the book?
I can tell you tomorrow.

Lucy: Keep the book?

Ben: No, sorry. We can't give it to you.



Mr. Williams: OK then, sorry kids. I can't help you. I have to go.

Lucy: OK, thanks anyway.



Ben: What's going on? It's dark!

Lucy: Come on, Ben. We have to get out of here.



Ben: Someone wants our book!

Lucy: It's probably Horax and Zelda.

Ben: What? Here in the school? No way!

Lucy: We have to find a way to read this code.



Lucy: Hey, look at this! What's this here?

Ben: Let me see. I think ... Yes, it's the secret to the code. Yes! Now we can read the clues.



Horax: The children have the book.

Zelda: What about the code?

Horax: I don't understand the code, yet. We have to follow those kids.

2



Use the code to write the message from Lucy and Ben's book.

A B C D E F G H I J K L M N O P Q R S T U V W X Y Z
♀♂⊙☾Ⅱ⋈○✱π?◐✖□☾Υ☼℔ω∓≈Ω≍●¼∞♀

8xuC ~*II vII-IIu *II~IIwv ~v
 Yguu ~*II CYv ~v ~*II ~wIIxvΩwII

Phonics

3

Find who says ...

OK, thanks anyway.

4



 017 Listen and say.



DJ Cool K is on his way from the U.K. to the U.S.A.

- 1  Look at the pictures and the title. What do you think the story is about? Write three sentences.

I think the story is about ... There is / are ...

- 2 Read the story quickly. Try to find the answers.

- 1 What is the teacher's name? 3 What do the children write down on the paper?
2 What doesn't Oliver like?

- 3  018 Read and listen. Check your answers.

Puzzles Are Great Fun

All the girls and boys in Oliver's class like playing soccer, but Oliver doesn't like soccer. Many of them love playing computer games, but Oliver really doesn't like computer games. "He's silly!" a boy named Mike says.

At lunch Ms. Sanders, their teacher, goes outside with her class. The children love that. Most of the children run around, but Oliver prefers sitting under a tree. "He likes thinking," some children say. "He's silly!" Mike says.



One day, the children have a history lesson. Many of the children love history. They love listening to Ms. Sanders' stories. Oliver finds listening to stories boring. He prefers numbers and dates.

Ms. Sanders sees that Oliver is not listening, and she stops her story. She goes to the board and writes a date on it: August 10, 1992.

"History is full of important dates," Ms. Sanders says. Oliver starts

to listen. "And dates are important in our lives, too," Ms. Sanders says. "Look at this date. It's very important to me, but maybe it's not important to you. What do you think it is, Oliver?"

The children are all very quiet now. They are looking at Ms. Sanders, and they are looking at Oliver. "It's a Monday!" Oliver says. "Ha, ha!" laugh the children in the class.

Ms. Sanders tells them to be quiet. "You're right, Oliver! It is a Monday, and it's my birthday. How do you know it's a Monday?"



"It's easy!" Oliver says. "Write down a date and I can tell you what day of the week it is!" "That's not true!" Mike says. "You can't know that! You're not a computer. Hahahah!"

"Take out some paper," Ms. Sanders tells the class. "Write down a day, a month, and a year." The children put their papers in front of Oliver.

April 10, 2016 – "It's a Sunday!" Oliver says.

September 21, 1999 – "It's a Tuesday!" Oliver says.

January 1, 2001 – "It's a Monday!" Oliver says.

"Now let's look at the computer," says Ms. Sanders. "Mike, come here!"

Mike sits down at the computer. He types the first date: April 10, 2016.

"It is a Sunday!" Mike says. He looks at the next date.

"It is a Tuesday!" Mike says. And when he looks at the next date he says,

"It is a Monday!"



"Wow!" the children say. "You're a computer, Oliver!"

Oliver smiles. "I'm not a computer!"

"Can you teach us how to do this?" Mike asks.

"Mm. I have an idea," Oliver says. "Let's start a puzzle club at our school. Puzzles are great fun!"

"Hooray!" the children shout.



- 4 Put the story in order.

- ☐ In a history class, Ms. Sanders is telling a story.
- ☐ Oliver doesn't listen to the story.
- ☐ Oliver says the day of the week for each date.
- ☐ Oliver says what day of the week the date is.
- ☐ Ms. Sanders writes a date on the board.
- ☐ The children start a puzzle club together.
- ☐ The children write down some dates on pieces of paper.

- 5   019 Listen to a summary of the story. Write the three differences.

In the summary we have ...

- 1 math instead of history. 3 _____ instead of _____.
2 _____ instead of _____.

- 6 Talk together: What activities or subjects at school are fun for you?

I really like ...

My favorite ...

I think it's fun to ...

GEOMETRIC SHAPES

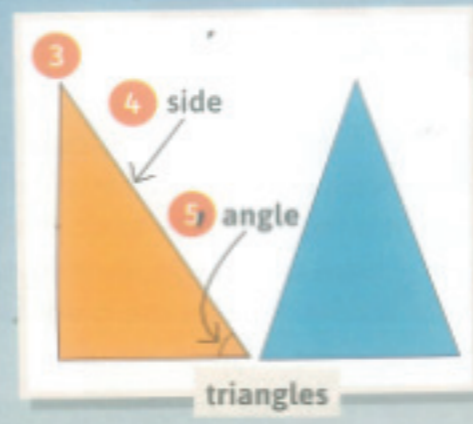
Super Fact!

Triangle shapes are often used in buildings because they are very strong.



▶ What shapes can we see in buildings?

1 020 Listen and point.



2 Look at these sequences. Draw the missing shapes.



3 What shape is it? Match the sentences with the shapes.

1 It has five sides and five angles.



a



b



2 It has three sides and three angles.



c



d



3 It has six sides and six angles.



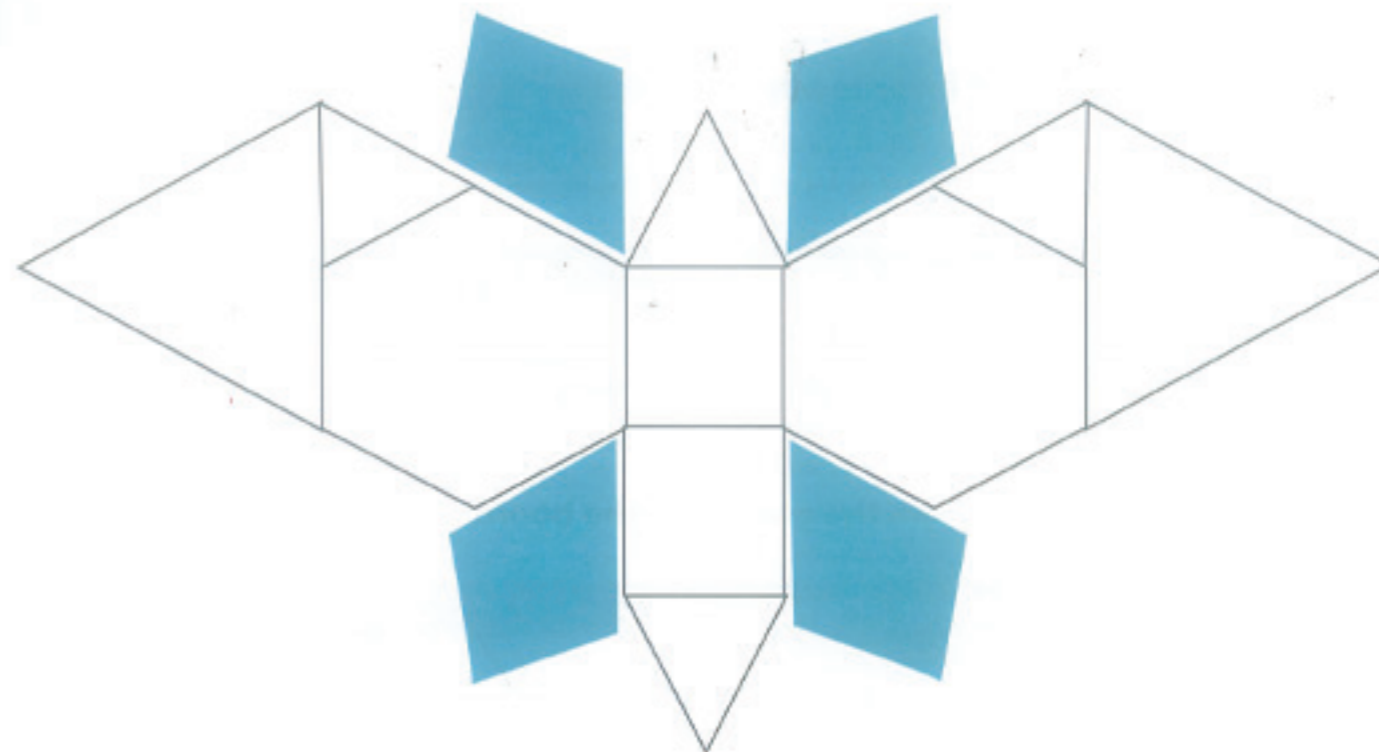
4 It doesn't have any angles.



4 Look at the butterfly puzzle and tell your partner how to color the shapes.


The kites are blue.

OK. And what color are the small triangles?



5 **Project** Use shapes to draw an insect or a bird. Count the number of shapes, angles, and sides. Tell your friends.

This is my insect. It's a dragonfly. It has six shapes: two hexagons, two squares, two pentagons, three triangles, three circles, and four kites. There are ... sides and ... angles.





Talk and Find Out

Favorite Subjects

- 1 Make a prediction.

I predict that my class's favorite school subject is _____.

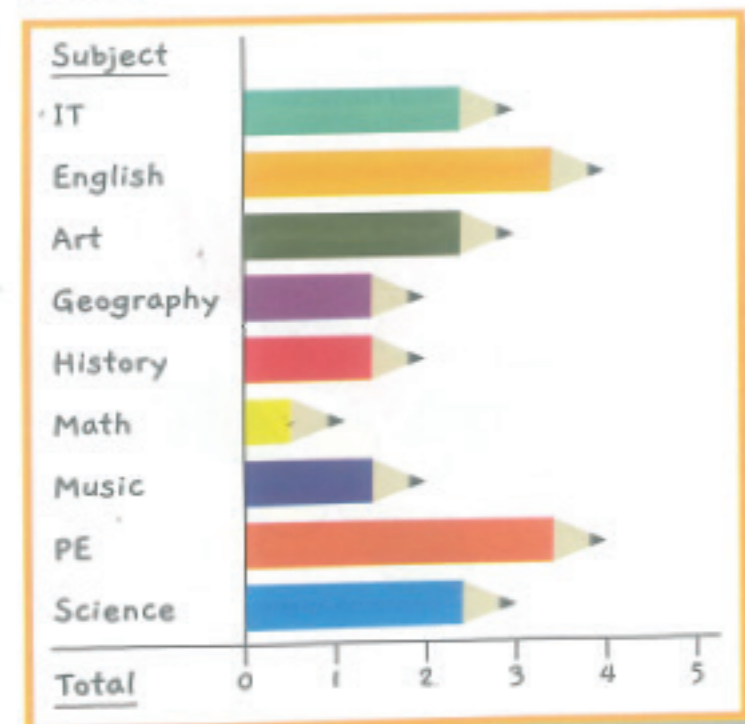
- 2 Work in groups of four. Draw a table. Ask and write.

Favorite Subject	Names	
IT	Maria	1
English	Shelley, Joshua, Tom	3

- 3 Add up all the answers from the groups on the board.

Favorite Subject	Groups	Total
IT	1 + 2	3
English	3 + 1	4

- 4 Make a bar chart and talk about the results.



Was your prediction correct?

I predicted that my class's favorite school subject was ...

Now I know that my class's favorite school subject is ...

Think and Write

My Portfolio

- 1 Read about the portfolio.

Did You Know ... ?

Your portfolio helps you show your learning progress. You can show:

- your stories and other things you write.
- project reports, bar charts, etc.

You can create a print portfolio or a digital portfolio.

In a print portfolio, you can take photos of your work and stick them into your portfolio.

In a digital portfolio, you can upload audio or video recordings of role-play activities and other conversations.

My Portfolio

- My Name: Noah
- My Class: English
- My Teacher's Name: Peter
- My Favorite Color: orange
- My Favorite Song: Mr. Blue
- My Favorite Book: Super Minds

- I like eating: ice cream
- I like drinking: tea
- People in my Family: my mother, my sister Jane, my dog Alf



MY PORTFOLIO

- My Name: Noah
- My Class: English
- My Teacher's Name: Peter
- My Favorite Color: orange
- My Favorite Song: Mr. Blue
- My Favorite Book: Super Minds

- I like eating: ice cream
- I like drinking: tea
- People in my Family: my mother, my sister Jane, my dog Alf



Writing Tip

Check your sentences for capital letters and periods.

- 2 Write a profile for your portfolio.

- 3 Write some rules for your English class.

English Class Rules:

We have to speak English.

We have to do our homework.

We have to listen to ...

We have to read a book every ...