

คำชี้แจง

หนังสือเรียนรายวิชาเพิ่มเติม ภาษาอังกฤษ (ฟัง พูด อ่าน เขียน) GO! International 6 ชั้นประถมศึกษาปีที่ 6 ประกอบด้วยเนื้อหาที่เข้าใจง่าย เพื่อให้ผู้เรียนเข้าใจทักษะการฟัง พูด อ่าน เขียน ได้ถูกต้องตามหลักการและนำไปใช้ได้เหมาะสม จัดพิมพ์โดย บริษัท ไททอล เอ็ดดูเคชั่น โซลูชั่น จำกัด

ผู้เรียบเรียง 1. Brendan Dunne

2. Robin Newton

ผู้ตรวจ 1. นางจุฑามาศ กำเพ็ชร

2. นายอนุรักษ์ พุกประสงค์

3. นางสาวทาศรี ศุชะพันธ์

บรรณาธิการ นางสาวสุมาภรณ์ แคลสิค

หนังสือเล่มนี้ประกันคุณภาพโดยผู้ผลิต กรณีที่ผู้ใช้หนังสือพบข้อบกพร่องหรือข้อผิดพลาด กรุณาแจ้งให้สำนักพิมพ์ทราบเพื่อดำเนินการตามระเบียบในใบประกันคุณภาพสื่อฯ (ปกหลัง) พร้อมทั้งแจ้งให้สำนักวิชาการและมาตรฐานการศึกษาทราบด้วย

บริษัท ไททอล เอ็ดดูเคชั่น โซลูชั่น จำกัด

คำอธิบายรายวิชาเพิ่มเติม

ภาษาอังกฤษ (ฟัง พูด อ่าน เขียน) GO! International 6

ชั้นประถมศึกษาปีที่ 6

กลุ่มสาระการเรียนรู้ภาษาต่างประเทศ

เวลาเรียน 40 ชั่วโมง

จำนวนหน่วยกิต 1 หน่วยกิต

ปฏิบัติตามคำสั่ง คำขอร้องและคำแนะนำที่ฟังและอ่าน อ่านออกเสียงข้อความ นิทานและบทกลอนสั้น ๆ ถูกต้องตามหลักการอ่าน บอกใจความสำคัญและตอบคำถามจากการฟังและอ่านบทสนทนาพูด/ เขียนโต้ตอบในการสื่อสารระหว่างบุคคล ใช้คำสั่ง คำขอร้องและให้คำแนะนำ แสดงความคิดเห็นเกี่ยวกับเรื่องต่าง ๆ ใกล้ตัว ให้ข้อมูลเกี่ยวกับโรงเรียน อาหาร เทศกาล อาชีพ ความสามารถพิเศษ เข้าร่วมกิจกรรมทางภาษาและวัฒนธรรมตามความสนใจ บอกความเหมือน/ความแตกต่างระหว่างการออกเสียงประโยคชนิดต่าง ๆ เปรียบเทียบความเหมือน/ความแตกต่างระหว่างเทศกาล ค้นคว้า รวบรวมคำศัพท์ที่เกี่ยวข้องกับกลุ่มสาระการเรียนรู้อื่นจากแหล่งเรียนรู้ และนำเสนอด้วยการพูด/การเขียน ใช้ภาษาสื่อสารในสถานการณ์ต่าง ๆ ที่เกิดขึ้นในห้องเรียนและสถานศึกษา ใช้ภาษาต่างประเทศในการสืบค้นและรวบรวมข้อมูลต่าง ๆ โดยใช้กระบวนการทางภาษานำมาปฏิบัติ ได้แก่การฟัง การพูดโต้ตอบ การอ่านออกเสียงการระบุตัวอักษร เพื่อให้นักเรียนมีความสามารถในการสื่อสาร การคิด มีวินัย ใฝ่เรียนรู้ มุ่งมั่นในการทำงาน และมีเจตคติที่ดีต่อการเรียนภาษาอังกฤษ

ผลการเรียนรู้

1. ปฏิบัติตามคำสั่ง คำขอร้อง และคำแนะนำง่าย ๆ ที่ฟังและอ่าน
2. อ่านออกเสียงข้อความ นิทานและบทกลอนสั้น ๆ ถูกต้องตามหลักการอ่าน
3. เลือก/ระบุประโยคหรือข้อความสั้น ๆ ตรงตามภาพสัญลักษณ์ที่อ่าน
4. บอกใจความสำคัญและตอบคำถามจากการฟังและอ่านบทสนทนาและเรื่องเล่า
5. ให้ข้อมูลเกี่ยวกับเทศกาล/วันสำคัญ ชีวิตความเป็นอยู่ของเจ้าของภาษา
6. เข้าร่วมกิจกรรมทางภาษาและวัฒนธรรมตามความสนใจ

รวมทั้งหมด 6 ผลการเรียนรู้

หนังสือเรียนรายวิชาเพิ่มเติม ภาษาอังกฤษ (ฟัง พูด อ่าน เขียน)



ชั้นประถมศึกษาปีที่ 6 กลุ่มสาระการเรียนรู้ภาษาต่างประเทศ
ตามหลักสูตรแกนกลางการศึกษาขั้นพื้นฐาน พุทธศักราช 2551
พิมพ์ครั้งที่ 1 พุทธศักราช 2567 จำนวนพิมพ์ 5,000 เล่ม

ผู้เรียบเรียง :

- Brendan Dunne
- Robin Newton

ผู้ตรวจ :

- นางจุฑามาศ กำเพ็ชร
- นายอนุรักษ์ พุกประสงค์
- นางสาวทชาศรี ศุขะพันธ์

บรรณาธิการ :

- นางสาวสมาภรณ์ แคสิด

จัดจำหน่ายโดย

บริษัท โททอล เอ็ดดูเคชั่น โซลูชั่น จำกัด

24/25 เอกเขป บีชพลาซ่า วงแหวน-อ่อนนุช ถนนสุขุมวิท 2 แขวงประเวศ เขตประเวศ กรุงเทพฯ 10250

โทรศัพท์ 02-1154943, 094-9235547 โทรสาร 02-0892425

www.tes-thailand.com



ISBN: 978-84-668-3066-9

ราคา 310.-

CONTENTS

KEY VOCABULARY

	READY, SET, GO!	p. 4	big numbers: 100 and above <i>keyboard, laptop, message, mouse, screen, speakers, video chat, website</i>
1	SCHOOL DAYS	p. 8	<i>auditorium, bathroom, cafeteria, classroom, computer room, hall, library, music room, playground, teachers' room</i>
2	FOOD FOR FRIENDS	p. 18	<i>asparagus, blueberries, butter, chilies, flour, honey, nuts, olive oil, onions, sugar delicious, horrible, salty, savory, spicy, sweet</i>
3	WORLD RECORDS	p. 28	<i>bridge, building, cable car, high-speed train, lake, mountain, river, road, roller coaster, skyscraper</i>
4	THE FESTIVAL	p. 38	<i>buy/bought, drink/drank, go/went, have/had, make/made, meet/met, see/saw, sing/sang, take/took, wear/wore a year ago, six weeks ago, the day after, the day before</i>
5	ANCIENT ROME	p. 48	<i>amphitheater, aqueduct, chariot, coin, mosaic, pin, sandals, statue, toga, wall</i>
6	THE WORLD OF WORK	p. 58	<i>businessman/businesswoman, engineer, factory manager, fashion designer, journalist, mechanic, movie star, paramedic, photographer, scientist</i>
7	THE RACE INTO SPACE	p. 68	<i>astronaut, astronomer, comet, moon, observatory, planet, satellite, space station, spaceship, star</i>
8	FAME!	p. 78	<i>acrobat, band, comedian, choir, dancer, juggler, magician, mime, musician, rapper</i>

FAST FINISHERS

suggestions for every lesson available in the Teacher's Book

KEY STRUCTURES

READING

CLIL

WORD WORK

WRITING

CULTURE

GO AROUND THE WORLD

(Mount Everest) is (8,848 meters) (high).

I have to (work hard).
He/She doesn't have to (organize the books).
Do you have to (do homework)? Yes, I do. / No, I don't.
Whose (violin) is this? It's (Hannah's) (violin).
Is (Will's) (jacket) (red)? Yes, it is. / No, it isn't.

Social Science:
school uniforms
competition,
fashionable, logo,
personality,
sweatsuit, tie, vest

Adverbs of
manner

A brochure

A school in Nunavut,
Canada
igloo, route,
skating rink,
snowstorm, stone,
traveler

There's some (sugar).
There isn't any (flour).
There are some (eggs).
There aren't any (nuts).
Is there any (olive oil)? Yes, there is. / No, there isn't.
Are there any (mushrooms)? Yes, there are. / No, there aren't.

Natural Science:
vitamins and minerals
avocado, calcium,
iron, muscle, sardine,
skin, sunlight

Extreme
adjectives

A restaurant
dialogue

Food festivals in
Malta
citrus, cooking class,
sauce, smoothie,
taste

(The hottest) (month) is (August).
(The Golden Gate Bridge) is (the most famous) (bridge
in the U.S.)
Who's (the funniest) (person) (in your family)?
How (cold) is it (in the winter)?
How (fast) does (the bus go)?

Social Science:
green cities
balcony, charge,
environment, noise,
pollution, produce

Irregular
comparative
and superlative
adjectives

An ad

National parks in
the U.S.
canyon, careful,
geyser, the bottom,
the top

I met (a friend).
We made (a video).
They didn't (sing songs).
Did you (play basketball)?
Yes, I did. / No, I didn't.

Social Science: the
history of movies
audience, prefer, rent,
sound, while

do and make

A report

Weekend activities
in Jamaica
bracelet, brush,
feather,
hummingbird, tool

(On Wednesday), I (read) (some books) (about the Romans).
They (built) (the first bridge) (2,000 years ago).
What did (Roman children) (wear)?
Where did (you) (have lunch)?
Turn left (at the statue). Turn right (at the market).
Go straight ahead (along Via dei Fori).
Go past (the Piazza Venezia).

Social Science:
Roman baths
burn, fire, floor,
heating, soap

Homophones

A visitor
questionnaire

The Romans in
the U.K.
cabbage, emperor,
empire, palace,
ruins

What was he/she (doing) at (six o'clock)?
He/She was (reading).
He/She was (watching TV) when (his/her friend arrived).
You must (be good at acting).
You must not (open that door).

Art:
taking photos
ground, instead,
lie, position, sky,
vertical

Relative clauses:
where, which,
who

An interview

Jobs in Bolivia
expert, find out,
last name, married,
protect, single

He/She will (fly) (a spaceship).
He/She won't (live) (on Earth).
What will you (do) (in your free time)?
This might be (the most important) (discovery of the century).

Natural Science:
the planets
atmosphere, crater,
gas, liquid, rocky

Object pronouns

Predictions with
will and might

La Palma, Spain
clear, pollen, pool,
powder, worker

I've (worked) (in a circus).
Have you ever (sung) (in a choir)? Yes, I have. / No, I haven't.
How long have you (known) (your teacher)?
For (nine months).

Social Science:
Why do we laugh?
breathe, connect,
mind, mistake,
optimistic, relax

Antonyms

A profile of a
famous person

Entertainers in
Mexico
entertainer, lively,
platform, pole, rope,
several, wonderful

ICONS



reading



writing



listening



speaking



interaction



work together




video

SCHOOL DAYS

Hi, I'm Yolanda!

In this unit, we learn how to say places in school and talk about things we have to do. We also learn how to express possession. Can you guess where I help out once a week at school? It's a very quiet place.



- 1 Look and match in pairs.  Listen and check your answers. Then listen and repeat. 

auditorium

bathroom

cafeteria

classroom

computer room

hall

library

music room

playground

teachers' room

DISCOVERY TASK

- 2 Listen and say.  

- 3 Ask in pairs. 

Table... chair... plate.

Cafeteria.

Screen... keyboard... mouse.

Computer room.

WHAT DO YOU KNOW?

Make mind maps! What do you do in these places?

cafeteria

eat

drink

playground

play



1 Listen and read. 11

My school days

My friends and I are in the 6th grade in elementary school. This year, we have a new teacher, Ms. Green.

We start school at nine o'clock, and we study with Ms. Green in our classroom. Last week, we decided on three important rules. One, we **have to listen** to our teachers. Two, we **have to work** hard. And three, we **have to be** kind to other children.



In 6th grade, every child has a job. I **have to organize** the books in the library. Sometimes, the children from 1st grade visit the library, and I read stories to them. It's a lot of fun.

We eat lunch in the cafeteria at twelve thirty. After lunch, we **have to clean** our tables. Then we go to the playground and talk with friends or play games. We **don't have to be** quiet on the playground.



At one forty-five, we **have to go back** to our classroom. The first activity is silent reading. We read our books for fifteen minutes, and we have to be silent. We have PE twice a week. For PE, we **have to wear** black shorts, a white T-shirt, and sneakers.

By Yolanda



2 Copy and correct the mistakes.

- Yolanda starts school at eight thirty.
- The children eat lunch at twelve forty-five.
- Yolanda helps in the music room.
- Yolanda writes stories for the children in 1st grade.
- On the playground, children read books.
- Yolanda's class has PE three times a week.

3 Listen and say who. Then play in pairs. 12


6th grade jobs

	 water the plants	 clean up the classroom	 help in the library	 read to 1 st grade children	 take messages
Carl	X	✓	✓	X	✓
Justin	✓	✓	X	✓	X
Amir	✓	X	✓	✓	X
Tim	X	✓	✓	✓	X
Pat	✓	X	X	✓	✓

I **have to** clean up the classroom. I **don't have to** help in the library.

You're Justin.

1 Watch the video "School days." 13

Then answer the questions. 

- 1 What time do children have to get to school?
- 2 What subjects do they study?
- 3 Where do they have to have lunch?
- 4 What do they have to do after lunch?
- 5 Do they have to work in the school garden?
- 6 How often do they have to do homework?



 **Alternative to video, page 108** 

Share your comment



Interesting! In my country, children have to go to school six days a week.
Mei, China

2 Listen and find two sentences from the chart. 14

Have to / Don't have to						
Affirmative				Interrogative		
I / You / We / They	have to	wear a uniform.		Do	I / you / we / they	have to
She / He	has to	clean up the classroom.		Does	she / he	
Negative				Short answers		
I / You / We / They	don't	have to	get to school at eight o'clock.	Yes,	I / you / we / they	do.
					she / he	does.
She / He	doesn't		be silent.	No,	I / you / we / they	don't.
					she / he	doesn't.

3 Read the text and the questions and say what you think. Then listen and find out. 15

Ellie is thirteen years old. She lives and studies at a school for young dancers in New York. She has a very busy day.



- 1 Does Ellie have to get up early?
- 2 Does she have to wear a uniform?
- 3 Does she have to clean up her classroom?
- 4 Does she have to do homework?
- 5 Does she have any free time in the evening?
- 6 What time does she have to go to bed?

PAIRWORK

Student A, look at page 88.
Student B, look at page 92.
• Find out the children's jobs.

SCHOOL UNIFORMS

Before you read

1 Look and answer.

- 1 What do you usually wear to school?
- 2 What are the children wearing in the photos?

Read

2 Listen and read.



Children have to wear a uniform at this elementary school in China. Boys wear dark blue pants, a white shirt, and a plaid tie. Girls wear a plaid skirt, a white shirt, a dark blue bow, and a vest.



At this elementary school in South Africa, children have to wear a green and yellow sweatsuit to school.

At this secondary school in the U.K., children have to wear a blue sweater and a white shirt. Boys wear gray pants, and girls can wear gray pants or a skirt. In the winter, they have to wear a blue jacket with the school logo.



The pros and cons of school uniforms

Pros

- 1 There isn't competition to wear fashionable or expensive clothes.
- 2 On school trips, it's easy for teachers to see the children from their school.
- 3 In the morning, children don't have to think about their clothes.

Cons

- 1 It's expensive. Parents have to buy school uniforms and different clothes for the weekend.
- 2 Children can't express their personalities.
- 3 Sometimes, uniforms aren't comfortable.

What do children think?



I don't like taking my cap off in class. And I want to wear a sweatsuit to school. They're more comfortable than my uniform.
Kyle, 12



I really like wearing a uniform. My mom wears a uniform too. We wear uniforms from Monday to Friday. Then on the weekend, we wear our favorite clothes.
Uma, 11

FUN FACT

All the elementary schools in Indonesia have the same uniform! It's a white T-shirt and red shorts or a skirt.



After you read

3 Answer the questions.

- 1 What do girls have to wear in China?
- 2 Where do children wear a sweatsuit?
- 3 What do boys have to wear in the U.K.?
- 4 What does Kyle want to wear?
- 5 What does Uma wear on the weekend?
- 6 What do you think of school uniforms?

GO ONLINE

What's the "no hat, no play" rule?



MY NEW WORDS

competition fashionable logo
personality sweatsuit tie vest

A WORKING DOG

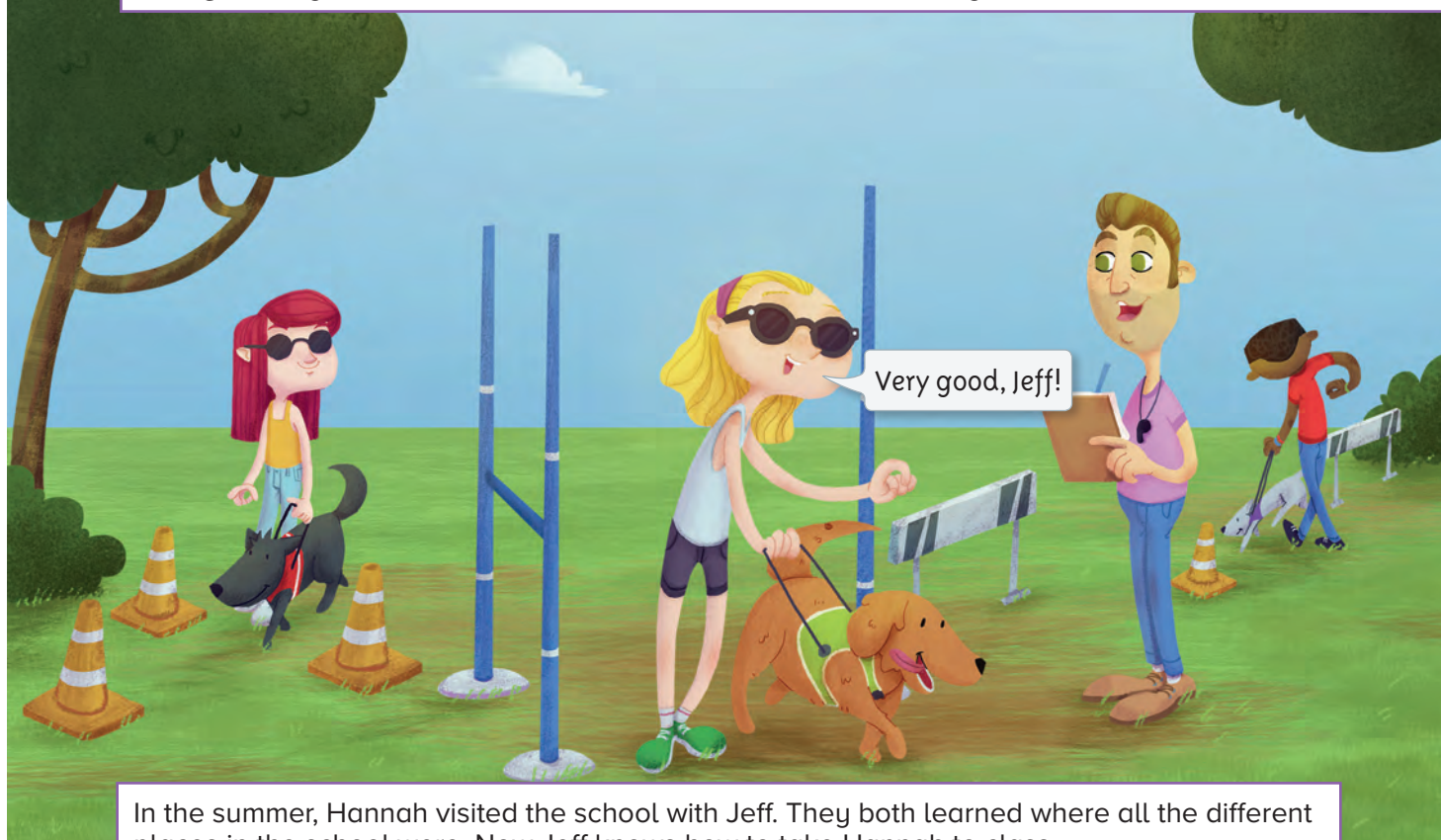
1

Today is a big day. It's Hannah's first day at a new school. She's very nervous. Hannah's mom walks to the bus stop with her. Hannah is going to school on her own for the first time, so Mom's nervous too. Hannah was very unhappy at her last school. She was shy, and she didn't have any friends. Today is also Jeff's first day at school. Hannah is blind, and Jeff is her new guide dog.



2

Having a guide dog is a big responsibility. You have to train with your dog for six months. Guide dogs are very intelligent. When Jeff is wearing his special harness, he's at work, and he has to be well behaved. Hannah has to take care of Jeff too. She has to make sure he has enough to eat and drink during the day, and she has to take him out for a walk twice a day.



In the summer, Hannah visited the school with Jeff. They both learned where all the different places in the school were. Now Jeff knows how to take Hannah to class.

3

The bus arrives and Hannah says goodbye. "Don't forget your violin," says Mom. Hannah wants to play in the school orchestra. She sits down, and Jeff lies on the floor under the seat. A boy gets on the bus, but he trips over Hannah's violin. "Whose case is this?" he asks. "Oh, sorry!" says Hannah. "That's my violin." Hannah is very happy with Jeff because he doesn't bark or jump up. "Good boy!" she says.



4

After lunch, Hannah has orchestra practice in the school auditorium. "Excuse me," says the boy from the bus. He's carrying a trumpet case. "Are you in the orchestra too? My name's Will. I'm new, and I don't know where the auditorium is." Jeff barks and wags his tail. "Let's follow Jeff," says Hannah. "How does he know where to go?" asks Will. "He's very intelligent!" she laughs.



Hannah has a very good day. Jeff is popular with the students and the teachers, and everyone wants to be Hannah's friend.

Top Tip!



You don't have to understand every word to enjoy the story.

Before you read

- 1 Share what you know about working dogs.

Working dogs can help the police.

Read

- 2 Listen and read. 17

After you read

- 3 Answer the questions in your notebook.

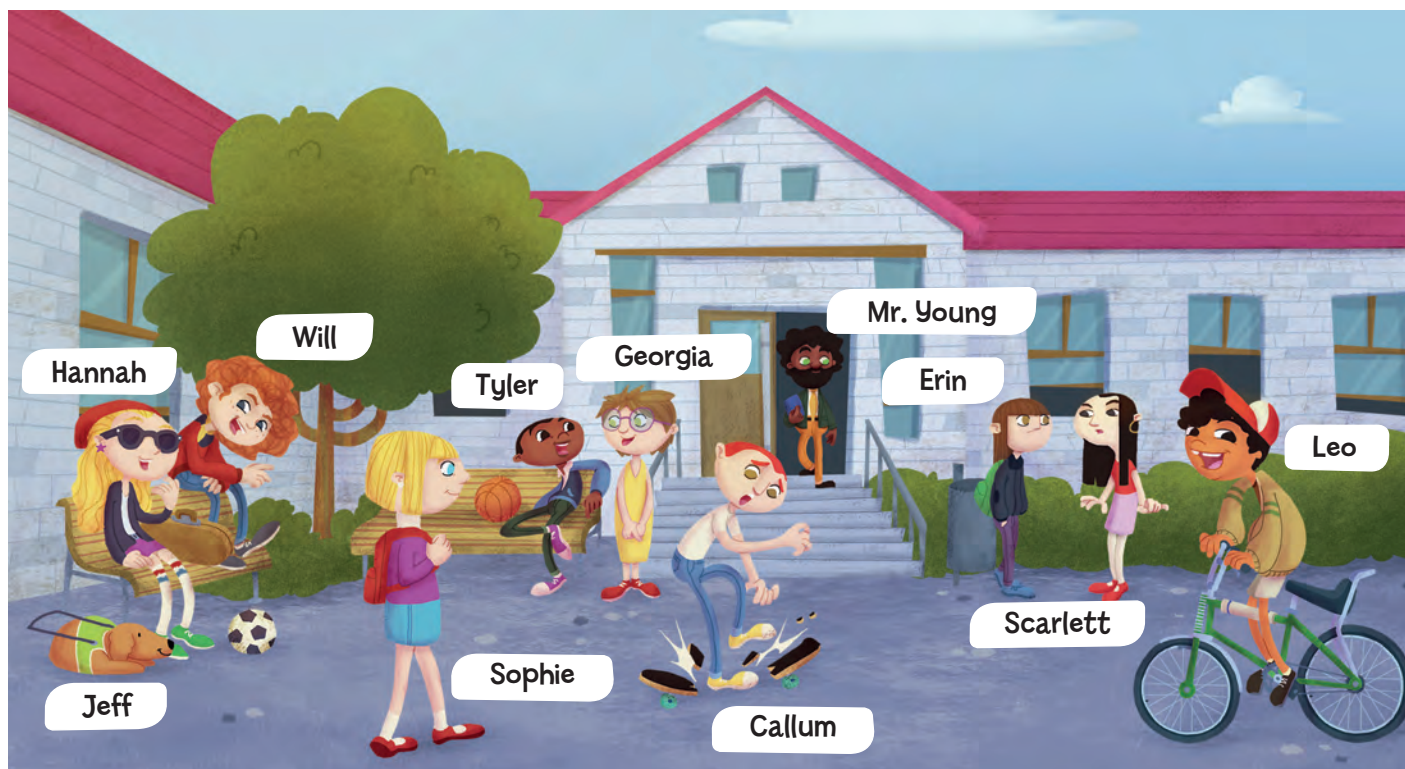
- 1 Why does Hannah have a guide dog?
- 2 How does Hannah go to school?
- 3 How did Hannah feel at her last school? Why?
- 4 What instrument does Will play?
- 5 Why is Hannah's mom nervous?
- 6 When is orchestra practice?

OUR VALUES

We all need help to succeed!

- Is it difficult for you to ask for help?
- Think of something you can't do by yourself. Tell the class.
- What can you do to help new students feel welcome?

1 Listen and say *True* or *False*.  18 



GO BACK AND LOOK!

Look at the story again and answer.

- 1 Whose shoes are green?
- 2 Whose hair is curly?
- 3 Whose case is on the floor in the bus?

Possessive 's		
Whose questions		's with names
Whose	violin is this?	Is this Hannah's trumpet?
	shoes are these?	No, it's Will's.
		It isn't Erin's guitar.
		These are Sophie's shoes.



2 Look at the picture for one minute and play a memory game in pairs. 



WORD WORK: ADVERBS OF MANNER

1 Listen and read.  19 

2 Choose and play a mime game. 



Word Work says...

Adverbs of manner say how you do something. Look at these sentences:

The woman's walking **quickly**. The man's talking **angrily**.
The boy and the dog are playing **happily**.

Change an adjective to an adverb of manner by adding **-ly**:
calm = calmly nervous = nervously beautiful = beautifully

When an adjective ends in **-y**, write **-ily**:
happy → happily angry → angrily lazy → lazily

The adverb of manner usually goes after the verb.
She's running **quickly**. He's dancing **badly**.

writing an email
talking on the phone
eating a sandwich
taking a photo
reading a book
combing your hair
playing table tennis

happily
quickly
nervously
angrily
slowly
quietly
sleepily



You're talking on the phone angrily.

WRITING: A BROCHURE

3 Read and answer.  

Write a heading

Add subheadings

Use images

Give information in paragraphs

Welcome to Castle School!



Quick facts

There are 160 children and twelve teachers. Our principal is Mr. White. The address is 28 Park Street.

There's a library and a computer room. There's a school garden too. Children can help in the school garden growing vegetables. There isn't a music room or a swimming pool.



The school day

School starts at nine o'clock. Lunch is at twelve thirty, and we go home at three thirty.

We have recess at ten thirty and two thirty. Each recess is fifteen minutes long.

School rules

We have to work quietly. We have to listen to our teachers. We have to clean up the classroom quickly. We have to walk calmly in the hall.

School uniform

We don't have to wear a school uniform, but we can't wear hats in the classroom.

For PE, we have to wear sneakers, gray shorts, and an orange T-shirt.



- 1 Which section is about rooms in the school?
- 2 Which section is about the schedule?
- 3 Find three adverbs of manner.



Always re-read and check your writing.

► Now go to page 12 in the Activity Book and write a brochure. 



1 Listen and read. 20



My school blog

Hi, my name's Jason, and I live in Nunavut, in the north of Canada. My blog's about my school. I walk to school, but some children travel more quickly. They come on skis or by snowmobile. We have to get to school by eight thirty. Then we have breakfast, and classes start at nine o'clock. Sometimes in the winter, there's a snowstorm, and we don't have to go to school!

Our school has a good library. The language of Nunavut is Inuktitut. In the morning, we have classes in Inuktitut, and in the afternoon, we

have classes in English.

This is our skating rink. In the winter, we go skating and play ice hockey in our PE classes.



This month, my class is doing a project about Nunavut culture. In the past, people in Nunavut lived in



igloos and tents. When people are in an igloo, their bodies make the air warm.

This is an inukshuk. It's made of big stones. Inukshuks marked routes for travelers.

Some inukshuks are two meters tall!



This is my music teacher. She's playing a drum, dancing, and singing a song. Drum dancing is popular in Nunavut.



Interesting blog, Jason! In my town, children go to school by bike, boat, or on foot.
Kim, Philippines

YOUR GO!

What do you think is interesting about Nunavut?
How do children go to school in your area?

2 Answer the questions.

- 1 How do children go to school in Nunavut?
- 2 Do children have to go to school when there's a snowstorm?
- 3 What's the language of Nunavut?
- 4 What activities do children do in the winter?
- 5 What's an inukshuk made of?
- 6 What's Jason's music teacher doing?



MY NEW WORDS

igloo route skating rink
snowstorm stone traveler

Do you want to learn more about Nunavut and Canada? Watch the video "Life in Nunavut."



TEST YOURSELF!



How many school subjects, rooms, and objects can you write in two minutes? Ready? **GO, GO, GO!**

1 Read and write the place in your notebook.

In this part of the school...

- | | |
|--|---|
| 1 ... you have to walk calmly and quietly. | 4 ... you don't have to be quiet. You can run and jump. |
| 2 ... teachers have coffee and plan their classes. | 5 ... you have to talk quietly. People are reading! |
| 3 ... you have to sing and play instruments. | 6 ... you have to sit down when you use a computer. |

2 Listen and say the names. Then play a guessing game in pairs. 21

PEOPLE WHO WORK IN SCHOOLS



Ms. Castro



Ms. Smith



Mr. Wilson



Ms. Wood



Mr. Johnson



Mr. Brown

It's a woman. She has to wear a sweatsuit. She has to run and jump.

It's Ms. Smith, the PE teacher.

3 Copy and complete.

- | | | |
|--------------------------------|---------------------------------|-------------------------------|
| 1 Ms. Wood's jacket is white. | 3 ... shirt is plaid. | 5 ... glasses are black. |
| 2 ... hair is black and curly. | 4 ... uniform is gray and blue. | 6 ... ball is big and orange. |