

## คำชี้แจง

หนังสือเรียนรายวิชาเพิ่มเติม ภาษาอังกฤษ (ฟัง พูด อ่าน เขียน) Keep it REAL! 5 ชั้นมัธยมศึกษาปีที่ 5 ประกอบด้วยเนื้อหาที่เข้าใจง่าย เพื่อให้ผู้เรียนเข้าใจทักษะการฟัง พูด อ่าน เขียน ได้ถูกต้องตามหลักการและนำไปใช้ได้เหมาะสม จัดพิมพ์โดย บริษัท โททอล เอ็ดดูเคชั่น โซลูชั่น จำกัด

ผู้เรียบเรียง 1. Martyn Hobbs

2. Julia Keddle

ผู้ตรวจ 1. นางสาวณัฐกัญญา ศรีเดช

2. นางสาววิภา จินนະงาม

3. นางมะลิวัลย์ ดำริห์

บรรณาธิการ นางนพรัตน์ ไผ่สนธิ์

หนังสือเล่มนี้ประกันคุณภาพโดยผู้ผลิต กรณีที่ผู้ใช้น้ำหนังสือพบข้อบกพร่องหรือข้อผิดพลาด กรุณาแจ้งให้สำนักพิมพ์ทราบเพื่อดำเนินการตามขั้นตอนในประกันคุณภาพสื่อฯ (ปกหลัง) พร้อมทั้งแจ้งให้สำนักวิชาการและมาตรฐานการศึกษาทราบด้วย

บริษัท โททอล เอ็ดดูเคชั่น โซลูชั่น จำกัด

## คำอธิบายรายวิชาเพิ่มเติม

ภาษาอังกฤษ (ฟัง พูด อ่าน เขียน) Keep it REAL! 5

ชั้นมัธยมศึกษาปีที่ 5

กลุ่มสาระการเรียนรู้ภาษาต่างประเทศ

เวลาเรียน 40 ชั่วโมง

จำนวนหน่วยกิต 1 หน่วยกิต

ปฏิบัติตามคำขอร้อง คำแนะนำ คำชี้แจงและคำอธิบายที่ฟังและอ่าน อ่านออกเสียงข้อความถูกต้องตามหลักการอ่าน พูดและเขียนบรรยายเกี่ยวกับบ้าน เพื่อน ครอบครัว เทคโนโลยี สุขภาพ ดนตรี สันทนาการ แลกเปลี่ยนข้อมูลเกี่ยวกับตนเอง กิจกรรมและสถานการณ์ต่าง ๆ ในชีวิตประจำวัน ใช้คำขอร้อง ให้คำแนะนำ และคำชี้แจงตามสถานการณ์ต่าง ๆ พูดและเขียนแสดงความต้องการและให้ความช่วยเหลือ ตอบรับและปฏิเสธ การให้ความช่วยเหลือ พูดและเขียนเพื่อขอและให้ข้อมูล บรรยาย อธิบาย เปรียบเทียบและแสดงความคิดเห็นเกี่ยวกับเรื่องที่ฟังหรืออ่านอย่างเหมาะสม เข้าร่วม/จัดกิจกรรมทางภาษาและวัฒนธรรมตามความสนใจ โดยใช้ทักษะกระบวนการฟัง พูด อ่าน เขียน กระบวนการทำงานกลุ่ม/คู่ และสมรรถนะสำคัญทั้ง 5 คือความสามารถในการสื่อสาร ความสามารถในการคิด ความสามารถในการแก้ปัญหา ความสามารถในการใช้ทักษะชีวิต และความสามารถในการใช้เทคโนโลยี เพื่อให้นักเรียนมีความสามารถในการสื่อสาร การคิด มีวินัย ใฝ่เรียนรู้ มุ่งมั่นในการทำงาน และมีเจตคติที่ดีต่อการเรียนภาษาอังกฤษ

### ผลการเรียนรู้

1. อ่านออกเสียงข้อความ ข่าว ประกาศถูกต้องตามหลักการอ่าน
2. อธิบายและเขียนประโยคและข้อความให้สัมพันธ์กับสื่อที่ไม่ใช่ความเรียงรูปแบบต่าง ๆ ที่อ่าน
3. ใช้ภาษาต่างประเทศในการค้นคว้า รวบรวมและสรุปข้อมูลจากสื่อและแหล่งการเรียนรู้ต่าง ๆ ในการศึกษาต่อ
4. พูดและเขียนนำเสนอข้อมูลเกี่ยวกับตนเอง ข่าว/เหตุการณ์ เรื่องและประเด็นต่าง ๆ ที่อยู่ในความสนใจของสังคม
5. ค้นคว้าสืบค้น สรุปและแสดงความคิดเห็นเกี่ยวกับข้อมูลที่เกี่ยวข้อง และนำเสนอด้วยการพูดและการเขียน
6. จับใจความสำคัญ วิเคราะห์ความ สรุปความ ตีความและแสดงความคิดเห็นจากการฟังและอ่าน

รวมทั้งหมด 6 ผลการเรียนรู้

หนังสือเรียนรายวิชาเพิ่มเติม ภาษาอังกฤษ  
(ฟัง พูด อ่าน เขียน)

5

B1+

# Keep it REAL!

Relevant Engaging Achievable Learning

ชั้นมัธยมศึกษาปีที่ 5 กลุ่มสาระการเรียนรู้ภาษาต่างประเทศ  
ตามหลักสูตรแกนกลางการศึกษาขั้นพื้นฐาน พุทธศักราช 2551  
พิมพ์ครั้งที่ 1 พุทธศักราช 2567 จำนวนพิมพ์ 5,000 เล่ม

ผู้เรียบเรียง :

- Martyn Hobbs
- Julia Keddlе

ผู้ตรวจ :

- นางสาวณัฐกัญญาภรณ์ ศรีเดช
- นางสาววิภา จินนะงาม
- นางมะลิวัลย์ ดำริห์

บรรณาธิการ :

- นางนพรัตน์ ไผ่สนธิ์

จัดจำหน่ายโดย

บริษัท ไททอล เอ็ดดูเคชั่น โซลูชั่น จำกัด

24/25 เอกเขเป บิซเพลส วงแหวน-อ่อนนุช ถนนสุขุมวิท 2 แขวงประเวศ เขตประเวศ กรุงเทพฯ 10250

โทรศัพท์ 02-1154943, 094-9235547 โทรสาร 02-0892425

[www.tes-thailand.com](http://www.tes-thailand.com)



ISBN: 978-84-668-2819-2

ราคา 340.-

# Contents

	LANGUAGE		SKILLS	
	VOCABULARY	GRAMMAR	READING	LISTENING
<b>Starter unit</b> p4	> Travel > Sport > Present simple and present continuous; Present perfect and past simple review			
<b>Unit 1</b> <b>Home truths</b> p9	> Homes (adjectives) > <b>Vlog</b> > Homes (nouns)	> Past simple and past continuous; <i>used to</i> > <b>Pronunciation:</b> <i>used to</i> > Present perfect simple and past simple > <b>Grammar animations</b>	> <i>Nomads in the 21<sup>st</sup> century</i> > <b>Skill:</b> Identifying the central theme > <b>Word Power:</b> Shape adjectives	> <i>A lot of stuff</i> > <b>Skill:</b> Listening for the main ideas > <b>Word Power:</b> American English vs British English
<b>Unit 2</b> <b>Friends and family</b> p19	> Friendship > <b>Vlog</b> > Family life > <b>Word Power:</b> Changing adjectives	> Present perfect continuous and present perfect simple > <b>Pronunciation:</b> <i>been</i> > Past perfect and past simple > <b>Grammar animations</b>	> <i>Friendship facts</i> > <b>Skill:</b> Identifying paragraph topics > <b>Word Power:</b> <i>about, around, roughly, something like and approximately</i>	> <i>Modern families</i> > <b>Skill:</b> Listening for detail
<b>Unit 3</b> <b>Future world</b> p29	> Technology (nouns) > <b>Vlog</b> > Technology (verbs)	> Predictions > <b>Pronunciation:</b> Contracted <i>will ('ll)</i> > Present simple and present continuous for future; Future continuous > <b>Grammar animations</b>	> <i>Tech revolution</i> > <b>Skill:</b> Identifying reasons for predictions > <b>Word Power:</b> Workplaces	> <i>The robots are coming!</i> > <b>Skill:</b> Using pictures and texts to help listening
<b>REVIEW UNITS 1–3</b> pp100–101			<b>PROJECTS UNITS 1–3</b> pp106–107	
<b>Unit 4</b> <b>Our changing planet</b> p39	> Extreme weather > <b>Vlog</b> > Seas and oceans	> First and second conditionals, <i>if/when/unless</i> > Third conditional > <b>Pronunciation:</b> Sentence stress > <b>Grammar animations</b>	> <i>Reasons to be cheerful</i> > <b>Skill:</b> Understanding details in an article > <b>Word Power:</b> Verbs and nouns with the same form	> <i>Water under threat</i> > <b>Skill:</b> Listening for the main points in a podcast
<b>Unit 5</b> <b>Healthy mind, healthy body</b> p49	> Healthy living > <b>Vlog</b> > Illnesses and remedies	> Modals of obligation, necessity and advice > Comparatives and superlatives > <b>Grammar animations</b>	> <i>Teen fitness</i> > <b>Skill:</b> Understanding the main ideas > <b>Word Power:</b> Verbs	> <i>The weirdest cures</i> > <b>Skill:</b> Listening for key words and phrases > <b>Pronunciation:</b> <i>ch</i> and <i>gh</i>
<b>Unit 6</b> <b>Art for life</b> p59	> People in the arts > <b>Vlog</b> > The orchestra	> Reported statements and questions > <b>Pronunciation:</b> Direct and reported questions > Reported commands, advice, offers and suggestions > <b>Grammar animations</b>	> <i>Is it art?</i> > <b>Skill:</b> Making notes about key information > <b>Word Power:</b> Verbs about artistic activity, Verbs about artistic communication and Abstract nouns	> <i>Make music, make a difference</i> > <b>Skill:</b> Predicting what I will hear and listening to check
<b>REVIEW UNITS 4–6</b> pp102–103			<b>PROJECTS UNITS 4–6</b> pp108–109	
<b>Unit 7</b> <b>Out of this world</b> p69	> Space > <b>Vlog</b> > Numbers and measurements	> The passive: present simple, past simple and present perfect > The passive with <i>will, going to</i> and modal verbs > <b>Pronunciation:</b> Pronunciation of passives > <b>Grammar animations</b>	> <i>Living in low gravity</i> > <b>Skill:</b> Understanding a text about life in space > <b>Word Power:</b> Abbreviations	> <i>The final frontier</i> > <b>Skill:</b> Understanding units of measurement
<b>Unit 8</b> <b>I can do that!</b> p79	> Abilities > <b>Vlog</b> > Phrasal verbs	> Relative clauses: defining and non-defining > <b>Pronunciation:</b> <i>that</i> > <i>-ing</i> forms and infinitive > <b>Grammar animations</b>	> <i>Skills we need</i> > <b>Skill:</b> Using a text to discuss a subject > <b>Word Power:</b> Communication verbs	> <i>Amazing animals</i> > <b>Skill:</b> Listening for gist
<b>Unit 9</b> <b>Crime and punishment</b> p89	> Crime > <b>Vlog</b> > Prefixes > <b>Pronunciation:</b> Syllable stress	> Modals to speculate about the present and past > Subject and object questions; negative questions > <b>Grammar animations</b>	> <i>Crime story</i> > <b>Skill:</b> Understanding the order of events in a narrative > <b>Word Power:</b> Loud noises	> <i>Justice for all</i> > <b>Skill:</b> Listening to and understanding people talking about emotions and feelings
<b>REVIEW UNITS 7–9</b> pp104–105			<b>PROJECTS UNITS 7–9</b> pp110–111	
<b>REFERENCE</b>	<b>EXAM PRACTICE UNITS 1–9</b> pp118–126		<b>LANGUAGE SUMMARY UNITS 1–9</b> pp127–135	

	SPEAKING	WRITING	CULTURE	21 <sup>ST</sup> CENTURY SKILLS
	> Obligation, ability and permission   > Question forms			
	> <i>Rooms for rent</i> > <b>Skill:</b> Asking for permission > <b>Useful language:</b> Asking for permission; Responding to requests > <b>Keep moving!</b>	> A description > <b>Useful language:</b> Adjectives > <b>Look!</b> so to show a consequence	> <i>Home sweet home</i> > <b>Culture video</b>	<b>FIND OUT</b> p9 <b>THINK CRITICALLY</b> p10 <b>COMPARE CULTURES</b> p17 <b>GET CREATIVE</b> p12
	> <i>Don't forget!</i> > <b>Skill:</b> Reminding people and making excuses > <b>Useful language:</b> Reminding; Making excuses; Interrupting; Acknowledging > <b>Keep moving!</b>	> An informal email > <b>Useful language:</b> Opening; Giving news; Responding to news; Closing > <b>Look!</b> Sentence adverbs	> <i>Family reality shows</i> > <b>Word Power:</b> Adjectives > <b>Culture video</b>	<b>FIND OUT</b> p19 <b>THINK CRITICALLY</b> p20 <b>COMPARE CULTURES</b> p22 <b>GET CREATIVE</b> p27
	> <i>Setting up</i> > <b>Skill:</b> Explaining problems and asking for and getting clarification > <b>Useful language:</b> Explaining problems; Offering and asking for clarification > <b>Keep moving!</b>	> An opinion essay > <b>Useful language:</b> Advantages and disadvantages; Adding information; Showing contrast; Conclusion > <b>Look!</b> Giving opinions	> <i>The sharing culture</i> > <b>Word Power:</b> Phrasal verbs > <b>Culture video</b>	<b>FIND OUT</b> p29 <b>THINK CRITICALLY</b> p30 <b>COMPARE CULTURES</b> p37 <b>GET CREATIVE</b> p37
<b>LITERATURE UNITS 1–3 pp.112–113</b>				
	> <i>Go green!</i> > <b>Skill:</b> Persuading and making objections > <b>Useful language:</b> Persuading; Objecting > <b>Keep moving!</b>	> A persuasive essay > <b>Useful language:</b> Sequencing words; Talking about the result; Persuasive language; Strong adjectives > <b>Look!</b> Topic sentences	> <i>Eco-cities</i> > <b>Word Power:</b> Suffix -able > <b>Culture video</b>	<b>FIND OUT</b> p39 <b>THINK CRITICALLY</b> p40 <b>COMPARE CULTURES</b> p47 <b>GET CREATIVE</b> p47
	> <i>Take two pills</i> > <b>Skill:</b> Talking about health and giving advice > <b>Useful language:</b> Patient; Doctor > <b>Keep moving!</b>	> A report > <b>Useful language:</b> Presenting statistics > <b>Look!</b> Making conclusions and recommendations	> <i>Get happy!</i> > <b>Word Power:</b> Verbs that follow <i>stop</i> and <i>start</i> > <b>Culture video</b>	<b>FIND OUT</b> p54 <b>THINK CRITICALLY</b> p50 <b>COMPARE CULTURES</b> p57 <b>GET CREATIVE</b> p57
	> <i>Gallery magic!</i> > <b>Skill:</b> Talking about why I like or don't like a piece of art > <b>Useful language:</b> Explaining what you like/don't like; Speculating; Justifying your opinion > <b>Keep moving!</b>	> A description > <b>Useful language:</b> Describing a picture; Describing colours, shapes and technique; Speculation > <b>Look!</b> Writing a description	> <i>Soundtracks of the 20<sup>th</sup> century</i> > <b>Word Power:</b> Music-related words > <b>Culture video</b>	<b>FIND OUT</b> p59 <b>THINK CRITICALLY</b> p60 <b>COMPARE CULTURES</b> p67 <b>GET CREATIVE</b> p67
<b>LITERATURE UNITS 4–6 pp.114–115</b>				
	> <i>Cosmic jobs</i> > <b>Skill:</b> Working effectively in a team > <b>Useful language:</b> Suggesting; Expressing doubt; Persuading; Accepting suggestions; Seeking agreement > <b>Keep moving!</b>	> A story > <b>Useful language:</b> Beginning a narrative; Sequences of events; Ending > <b>Look!</b> Showing contrast	> <i>Space exploration</i> > <b>Word Power:</b> Space-related words > <b>Culture video</b>	<b>FIND OUT</b> p69 <b>THINK CRITICALLY</b> p77 <b>COMPARE CULTURES</b> p77 <b>GET CREATIVE</b> p77
	> <i>A summer to remember</i> > <b>Skill:</b> Starting a conversation and introducing people > <b>Useful language:</b> Introductions and starting conversations; Responding and expressing interest; Finding out more; Expressing feelings > <b>Keep moving!</b>	> An application > <b>Useful language:</b> Reason for writing; Describing personal skills and abilities; Giving key information about relevant experience > <b>Look!</b> Opening and closing an email	> <i>Volunteering</i> > <b>Word Power:</b> Compound nouns > <b>Culture video</b>	<b>FIND OUT</b> p84 <b>COMPARE CULTURES</b> p87 <b>THINK CRITICALLY</b> p82 <b>GET CREATIVE</b> p87
	> <i>Crime in films</i> > <b>Skill:</b> Taking part in an interview > <b>Useful language:</b> Checking information; Interrupting; Giving yourself time to think > <b>Keep moving!</b>	> A news story > <b>Useful language:</b> Adjectives for people and emotions; Active structures; Passive structures > <b>Look!</b> Avoiding repetition	> <i>Crime fiction</i> > <b>Word Power:</b> Adjectives > <b>Culture video</b>	<b>FIND OUT</b> p97 <b>THINK CRITICALLY</b> p92 <b>COMPARE CULTURES</b> p97 <b>GET CREATIVE</b> p97

**LITERATURE UNITS 7–9 pp.116–117**

# Home truths

# 1

**Vocabulary:** Homes

**Grammar:** Past simple and past continuous; used to; Present perfect simple and past simple

**Speaking:** Asking for permission

**Writing:** A description

## VOCABULARY Homes (adjectives)

I can use adjectives for describing homes.

### 1 Read the article and answer the questions.

- Why did Luke and Amy choose to live in a 'skooly'?
- Why is it important for the skooly to be organized?
- Why do you think Amy says every day is 'a new adventure'?

## Tiny homes

This week: Life on the road with Amy and Luke

When you think of a school bus, you don't usually think of a place to live. But a converted school bus, or a 'skooly', has to be the coolest home on wheels.

'We didn't feel ready to settle down and a **traditional** home is expensive,' says Luke. 'A skooly was the perfect solution. They're a lot cheaper and you can live and work anywhere.'

A ten metre-long school bus is, you guessed it, quite **narrow**. But once you step inside, it feels a lot bigger and, with windows on both sides, it's never **gloomy**.



'We use e-readers, tablets and laptops to save space,' Amy says, 'but we've also got a cupboard full of board games!'

'Everything has to be **organized**, so we don't have too much stuff,' adds Luke. 'It's easy to make the place look cluttered. So, there are plenty of cupboards for storage.'

Luke and Amy are both great at DIY and most of their wooden furniture is re-purposed. They even made the curtains from **recycled** material.

They live off-grid and get all their energy from solar panels on the roof and a four-battery power bank. At the back is an **indoor** space with bikes, kayaking gear ... and more cupboards!

'OK, so a skooly is kind of **basic**,' says Luke, 'but it's nice and **cosy**.'

Amy agrees. 'We love it! Every day is a new adventure!'

### 2 Find words in bold in the article that mean:

- carefully arranged, ordered
- a small distance from side to side
- comfortable and relaxing
- in the way things have been done for a long time
- simple; with only the necessary things
- dark or poorly-lit
- something which has been used before; reused
- located inside

### 3 1.1 Match adjectives a-h with their opposites in Exercise 2. Then listen, check and repeat.

- |                 |                |             |
|-----------------|----------------|-------------|
| a light         | d up-to-date   | g brand-new |
| b uncomfortable | e outdoor      | h luxurious |
| c wide          | f disorganized |             |

### 4 Choose eight adjectives to describe things or places in your home. Then tell your partner.

A: My bedroom is a bit gloomy.

B: Why?

A: It doesn't get much sunlight.

### 5 FIND OUT What other kinds of tiny homes are popular? Which one do you prefer? Why?



Now watch the vlog.

### FAST FINISHER

What are the advantages and disadvantages of living in a skooly? Write sentences.



# Nomads in the 21st century

**READING** I can identify the central theme.

- 1 Look at the picture. Read the title and first paragraph of the article. What do you think the article is about?
- 2 **1.2** Read and listen to the article and check your ideas. Were you right?
- 3 Read the article again and answer the questions.
  - 1 What are the Mongolian steppes like?
  - 2 Why were horses so important to nomads?
  - 3 Why are motorbikes widely used?
  - 4 Why do nomads keep few possessions?
  - 5 Which item of modern technology is the most popular? Why?
  - 6 What does Olly find magical about nomadic life?

- 4 **Word Power** Find five adjectives in the article to describe shapes. Then make a list of more shape adjectives.

**FUN FACT**

If you see a hat in Mongolia, don't touch it! Hats are a sign of good luck and are treated with respect. People don't put them on the ground, swap them or throw them away!

- 5 **THINK CRITICALLY** Do you think the traditional nomadic lifestyle (in Mongolia) can survive in the 21st century? Give reasons.

## HI-TECH AND TRADITION IN MONGOLIA

by Olly Martin

Outside Ulaanbaatar, Mongolia's capital, lies a landscape of rock and grass. For 1,000 km in any direction, there are no trees or fences. With my guide, Batbayar, we drove across these empty steppes in search of the Mongolians who still lead a nomadic life. Temperatures range from  $-30^{\circ}\text{C}$  in the winter to  $25^{\circ}\text{C}$  in the summer, so people move with their homes and animals to cooler highlands in the summer and warmer lowlands in the winter. But what I wanted to know was how these people were adapting to the 21st century.

When we arrived at a small community about 200 km east of the capital, some men were riding motorbikes and herding their sheep and goats. Horses used to be at the centre of nomadic culture. They provided transport, meat and milk. These days the motorbike, which is inexpensive to run, is king.


An old man invited us into his traditional *ger*, or yurt, a circular tent with a triangular roof and walls made from sheep's wool. The single room, ten metres in diameter, was cosy but hardly luxurious. There was no bathroom or running water and a square outdoor box

was the fridge. When you carry your home with you, it's important not to have many possessions!

Our host's daughter was cooking over a stove in the middle of the floor. We were talking when some friends arrived. Yurts are public places, always open to guests. While we were all eating, two girls were playing games on mobile phones. Phones are also essential for keeping in touch with relatives in the city. 'How did they use to keep in touch before mobile phones?' I wondered to myself.

However, the most common example of technology isn't mobile phones; it's rectangular solar panels. One panel can charge a phone or power an LED light bulb. During the long winter nights, an indoor light can be very comforting! Obviously, nomads didn't use to have these things in the past, but they're now essential survival tools.

While I was lying on my bed that night, I could hear the wind blowing outside. I looked up through the round hole in the roof and saw the stars. I realized this contact with nature is the magic of the nomadic life.



## GRAMMAR Past simple and past continuous

**I can** use the past simple and the past continuous.

**Now watch the grammar animation.**

- 1 Read the grammar box and choose the correct answers to complete the rules.

I **met** my best friend while I **was travelling**.  
He **called** while I **was having a shower**.  
They **were cooking** when we **arrived**.  
While we **were eating**, the girls **were chatting**.

### Rules

We use the past continuous for a <sup>1</sup>longer / shorter action in the past, and the past simple for a <sup>2</sup>longer / shorter action that interrupts it.

We use the <sup>3</sup>past simple / past continuous for two longer actions in progress at the same time.

With the past continuous, we use *while*, but with the past simple we use <sup>4</sup>when / *while*.

- 2 Complete the sentences with *when* or *while* and the correct form of the verb in brackets.

*When* we **saw** (see) the house, smoke **was rising** (rise) from a hole in the roof.

- Our host ... (get) a message on his phone ... he ... (show) us his new home.
- His son ... (repair) his motorbike ... his daughter ... (paint) a chair.
- Where ... Maya ... (live) when she ... (buy) her first car?
- ... she ... (travel) across Asia, she ... (not use) her phone.
- ... Frank ... (stay) in the countryside, he ... (find) a fox inside in his garage.

- 3 Read the **Look!** box. Can you add any other examples?

### Look! State verbs

We don't usually use the continuous form with state verbs, e.g. *believe, know, need, own, understand, want*.

- 4 Make sentences about the problems Nora had while she was moving home last week. Use *when/while*.

- lock front door / key break  
*While she was locking the front door, the key broke.*
- call brother / phone run out of battery
- move boxes / mirror fall out and break
- fall off a chair / change a light bulb
- cooker stop work / make dinner
- walk to school / see an accident

## used to

**I can** talk about past habits and states.

- 5 Read the grammar box and complete the rules with *used to* or *use to*.

Nomads **used to** live in bigger communities.  
They **didn't use to** have up-to-date technology.  
**Did they use to** have electricity?

### Rules

We use <sup>1</sup>... for affirmative sentences, *didn't* <sup>2</sup>... for negative sentences and *did (you)* <sup>3</sup>... for questions.

We use *used to* for repeated actions and states in the past. For repeated actions and states in the present, we use Present simple.

- 6 How was your life different ten years ago? Write eight sentences with *used to* or *didn't use to*. Choose from the verbs in the box.

drink eat go to bed have like listen to  
live play read share watch wear

*I used to share a bedroom with my brother.*

## 7 PRONUNCIATION used to / use to

### 1.3 Listen and repeat.

- We used to live abroad.
- We didn't use to have a garden.
- Did they use to read comics?

- 8 Work in pairs. Ask questions using the verbs in Exercise 6. Are any of your experiences the same?

A: *Did you use to wear shorts to school?*

B: *Yes, I did.*

A: *Me too. They were horrible.*

- 9 Work in pairs. How were lives different 100-150 years ago? Think about homes, entertainment, communication, health, etc. Discuss what was better or worse about life then.



## FAST FINISHER

Write some of your answers to Exercise 9 using *used to* / *didn't use to*.

# A lot of stuff

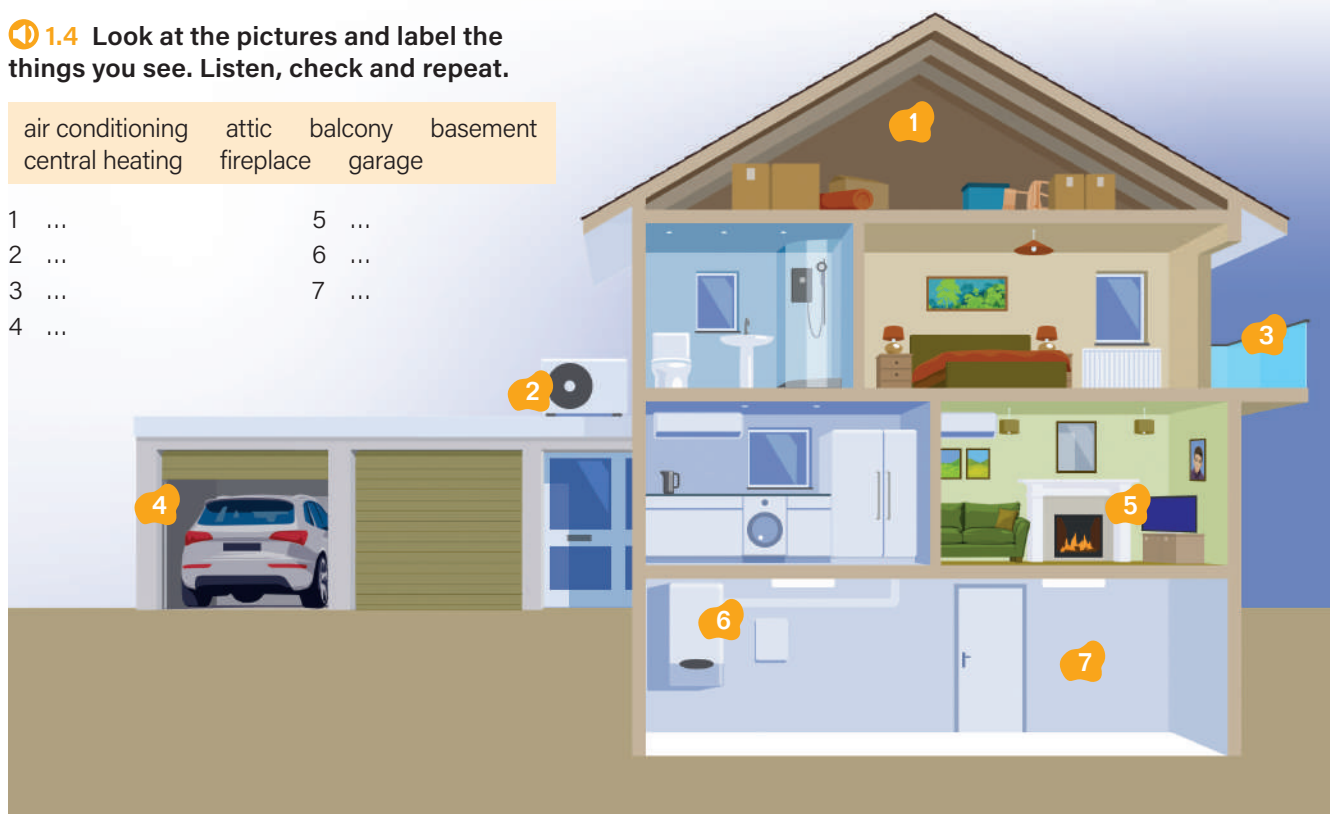
## VOCABULARY and LISTENING Homes (nouns)

I can listen for the main ideas.

- 1 1.4 Look at the pictures and label the things you see. Listen, check and repeat.

air conditioning   attic   balcony   basement  
central heating   fireplace   garage

- |       |       |
|-------|-------|
| 1 ... | 5 ... |
| 2 ... | 6 ... |
| 3 ... | 7 ... |
| 4 ... |       |



- 2 Work in pairs. Discuss which of the things in Exercise 1 you have in your home.

- 3 1.5 Complete the post with the words in the box. Then listen and check.

countryside   indoors   neighbourhood  
outdoors   suburbs

Hey, guys! We've just moved to the small city of Lakeland in Florida, USA, because my mum's got a two-year contract here. It's a bit of a culture shock after the UK, as we used to live in the <sup>1</sup>..., miles from any shops. It was just fields and cows! You see, we aren't in the <sup>2</sup>... No, we've rented a flat in downtown Lakeland, right near the city centre. It's a friendly <sup>3</sup>... with shops and cafés and really cool people. We can walk or cycle everywhere, too. Lakeland has got some amazing lakes (no kidding!), so I don't spend much time <sup>4</sup>... You all know how much I love hiking, so I'm always <sup>5</sup>..., just like in the UK!

Like ♥ 20   Comment 💬 5   Share ➦ 3

- 4 1.6 Listen to the radio programme and tick (✓) the best summary.

Kristen and Benedict ...

- 1 are living in American homes so they can find out what a typical house is like.
- 2 are observing family life in American homes in a long-term study.

- 5 1.6 Listen again and number the information in the order you hear it.

- a Family members leave personal items in the kitchen.
- b Families don't often have a meal together.
- c The kitchen is where people like to hang out.
- d Some families keep food in the basement.
- e Most young people don't use the backyard.
- f Some families fill the garage with old things.
- g Families don't spend much time outdoors.
- h Children's bedrooms are full of stuff.

- 6 **Word Power** In American English, *back garden* is *backyard*, and *mobile phone* is *cell phone*. Find out how Americans say these words for things found in homes and buildings: *wardrobe*, *lift*, *tap*, *flat*, *ground floor*, *rubbish bin*.

- 7 **GET CREATIVE** Film a video tour of your home. Comment on the rooms and say what your family does in each space.



## GRAMMAR Present perfect simple and past simple

**I can** use the present perfect simple and the past simple with time expressions.



Now watch the grammar animation.

- 1** Read the grammar box and choose the correct answers to complete the rules.

### Present perfect simple

**Have** you ever **been** to Toronto?

No, I **’ve** never **been** to Toronto.

How long **have** you **lived** here?

I **’ve lived** here for two months / since May.

I **’ve** just **moved** house!

I **’ve** already **finished** my homework.

I **haven’t finished** my homework yet.

### Past simple

I **went** to New York last summer.

I **bought** a new phone a month ago.

How long **did** you **live** there?

I **lived** there for five years.

### Rules

We use the present perfect for past events that <sup>1</sup>*are / aren’t* connected to the present.

We use the past simple for actions that <sup>2</sup>*started / started and finished* in the past, usually at a specific time.

We usually use *ever, never, since, just, yet* and *already* with the <sup>3</sup>*present perfect / past simple*. We use *for* and *How long?* with both forms.

- 2** Complete the sentences with the correct form of the verb in brackets.

We **’ve lived** in this house since 2010. (live)

- I ... my blog two years ago. (start)
- We ... children playing outdoors yet. (not see)
- ... you ever ... home? (move)
- I ... just ... painting my room. (finish)
- Gina ... there for a year. She loved it! (work)

- 3** Write six *How long?* questions using the present perfect simple with the correct form of the phrases below. Then write your answers using *for* or *since*.

How long ...?

have your phone

live in your home

know your best friend

have your favourite item of clothing

study English

be at this school

A: *How long have you lived in your home?*

B: *I’ve lived in our flat since 2016.*

- 4** Write explanations for the following situations using the present perfect simple and the words in brackets.

Leah says that she isn’t hungry. (already)

*She has already had her lunch.*

- Harry’s hair is wet. (yet)
- Chloe is smiling. She’s reading an email. (just)
- Selina is opening a birthday present. It’s a blue dress. She looks disappointed. (already)
- Max looks very pale. His hands are shaking. (just)
- Dylan is standing in a very messy kitchen. (yet)

- 5** **1.7** Complete the blog post with the correct form of the verb in brackets and the adverb in the correct place. Then listen and check.

## Life is complicated

*Have you ever lived* (live / ever) in a house with other friends? Well, mornings can be nightmares.

**Charlie:** Hey Mia, <sup>1</sup>... you ... your breakfast ... ?  
(have / yet)

**Mia:** Sure. I <sup>2</sup>... it half an hour ago. (finish)

**Charlie:** So why aren’t you dressed?

**Mia:** Because I <sup>3</sup>... shower ... (not have / yet) Layla ... in the bathroom ... eight o’clock. (be / since)

**Charlie:** Wow! She <sup>4</sup>... in there ... 45 minutes! (be / for)

**Mia:** And I <sup>5</sup>... on the door five times. (bang / already)

**Charlie:** Hang on. I <sup>6</sup>... the bathroom door opening.  
(hear / just)

(Layla comes into the kitchen in tears.  
Her hair is green!)

**Mia:** Oh, Layla! What <sup>7</sup>... you ... ?  
(do)

**Layla:** I <sup>8</sup>... a new hair dye  
yesterday, but it’s the wrong  
colour! (buy) I can’t get it out!



- 6** Make notes about something you:

- have just done.
- have already done this week.
- haven’t done yet.
- have never done, but you want to.

- 7** Work in pairs. Ask and answer questions about the notes you made in Exercise 6. Use *just, yet, already* and *never* in your answers.

A: *What have you just done?*

B: *I’ve just borrowed a pen from Rafael.*

## FAST FINISHER

Write sentences about what your partner told you in Exercise 7.

# KEEP TALKING!

## Rooms for rent

### READING and LISTENING

I can understand and evaluate information.

**1** Look at the webpage. Work in pairs. Answer the questions.

- 1 What kind of website is this from?
- 2 What do you think are the most important things to consider when looking for a room to rent?

**2** Read the webpage on rooms to rent in Dublin and answer the questions. Which room ...

- 1 has its own bathroom?
- 2 is the largest?
- 3 is closest to the city centre?
- 4 is the best to study in?

**3** Work in pairs. Imagine you are a student going to study in Dublin. What are the advantages and disadvantages about each home?

**4** **1.8** Sam is a student going to Dublin. Listen to the dialogue. Which home does he choose? Why?

**5** Work in pairs. Which home would you choose from the webpage? Give reasons.

## Home from home

Login/Register



Post a room

### A Super central flat

I've got a small bedroom to rent in a brand-new city centre flat. There's air conditioning, central heating, lots of storage space and wooden floors throughout. You can use the kitchen to cook. I work from home, so I'm around most of the time. I love to chat with my guests.

Contact Tina



### B Spare room in fun student house

We're four friendly students in a relaxed house in the Dublin suburbs. We're offering a downstairs single bedroom with shared kitchen and bathroom. There's free Wi-Fi and a large desk in the room. We love to hang out and make friends. Hope you're a pet lover because we have got a dog and three cats! It's only twenty minutes to the city centre by bus.

Contact Jake



### C Single room with a view

I'm a retired college teacher who likes the outdoor life. I live in a cosy cottage with a pretty garden and a beautiful sea view. There's a shared kitchen, but you've got your own bathroom. Blackrock is a lovely safe neighbourhood of Dublin. It takes ten minutes on the DART train service to the city centre. There's good internet access.

Contact Kate



### D Family home

A large double bedroom in a traditional nineteenth-century house with fireplaces in every room. We're a family of four with two children aged eight and nine. We live in a pretty village about a five-minute walk from the train station. We can provide breakfast and the use of the kitchen for your main meals. We've got excellent internet access and a spare computer if you need it.

Contact Simon



## SPEAKING Asking for permission

I can ask for permission.

### 1 1.9 Listen and read. Answer the questions.

- Kate:** And this is your room, Sam.  
**Sam:** It's really nice, Kate. Is it OK to put all my stuff in these cupboards?  
**Kate:** Yes, of course. Have you got any other questions?  
**Sam:** Well, I do a lot of research online. Can I use your Wi-Fi? And would it be possible to use your printer?  
**Kate:** Free Wi-Fi is included. But I'm sorry, Sam. I'm afraid my printer isn't working at the moment.  
**Sam:** That's OK. Am I allowed to have friends come and stay?  
**Kate:** Well, if it's just for a day or two, that's absolutely fine.  
**Sam:** That's brilliant ... I forgot to mention one thing. Could I practise playing the guitar in my room? It's an acoustic!  
**Kate:** In that case, no problem!



- 1 Why is the Wi-Fi important for Sam?
- 2 Why can't Sam use the printer?
- 3 How long can guests stay for?

### 2 1.10 Listen and repeat the Useful language. How do you say these phrases in your language? Find which ones are used in the dialogue in Exercise 1.

#### Useful language

##### Asking for permission

Is it OK to/if ...?

Can/Could/May I ...?

Would it be possible to ...?

Am I allowed to ...?

##### Responding to requests

Yes, of course.

That's absolutely fine. / No problem.

I'm sorry. / I'm afraid ...

#### Look! Saying no

When we don't give permission for something, it's polite to give an explanation.

*I'm sorry, Sam. I'm afraid my printer isn't working at the moment.*

### 4 Work in pairs. Plan a dialogue for the student house from the **Keep talking!** lesson. Follow the steps in the **Speaking plan**.

#### Speaking plan

##### Prepare

- > Choose your roles and decide who you are.

**Student A:** You are a student looking for a new housemate. Make up some house rules.

**Student B:** You are going to stay at the house. Make notes for five questions to ask. Think about: having guests, having a party, playing musical instruments, where to keep a bicycle, using printers, eating in your room, using the garden, etc.

- > Make notes for your dialogue.

##### Speak

- > Practise your dialogue. Be ready to improvise!
- > Use phrases from the **Useful language** box.
- > Act out your dialogue without notes.
- > Swap roles and choose different rules.

##### Reflect

- > Did you both sound polite? Did you manage to keep the dialogue going?
- > How can you improve next time?

### 3 1.11 Match requests 1–4 with replies a–d. Then listen and check.

- 1 Could I use your computer? Mine's got a problem.
  - 2 Is it OK if I have dinner in my room?
  - 3 Would it be possible to have a party?
  - 4 Am I allowed to store things in your basement?
- a No problem. There's plenty of room.
  - b Of course you can. It's in my study.
  - c I'm sorry. It would make too much noise.
  - d No, I'm afraid eating isn't allowed upstairs.



Now play **Keep moving!**



#### FAST FINISHER

You are staying in one of the other homes in the **Keep talking!** lesson. A friend is hoping to stay with you for a week. Write a text message to your landlady asking for permission.



## Home sweet home

I can find key information in a text.

### THREE TEENS TELL US ABOUT THEIR HOMES AND LIFESTYLE.

#### SABRYNA



Life in sunny Jamaica is awesome! We live in Montego Bay, in a nice house, in a tree-lined neighbourhood. 'We' is me, my mum and dad, my sister and brother. We've got a basement and a garden with a trampoline, which is where I de-stress. We've got a big

extended family – grandparents, aunts, uncles – and I see them a lot. It's always lots of fun. I've also got cousins in Britain, who I really want to visit. I'm a normal teenager – I like hanging out in my bedroom, listening to music and going to the beach with my friends. My parents are quite strict and hate to see me 'doing nothing'. So, I help with chores – cooking, making beds, setting the table, washing dishes. I don't mind.

**JAMAICA** is the largest English-speaking Caribbean island. Most of the population have ancestors from Africa.



#### RORY



I'm from Scotland and I live in a castle. OK, I live in a small cottage in a village with my mum, my dad and two brothers. It's isolated, but we've got stunning views of the mountains. Our home is super cosy; we've got a huge stone fireplace in the living room, and we've always got a fire burning during the cold winters. I love gaming, but here in the countryside, the broadband speed isn't very fast. In summer, my friends and I do loads of cycling, canoeing, hiking and climbing. It's light until 11.00 p.m. here in the north! How cool is that? Our house gets disorganized with all our outdoor gear and there isn't much storage space! We're very welcoming in Scotland – our door's always open. So, I hope you'll come to dinner and try our national dish, haggis!



**SCOTLAND** is one of the countries that forms the United Kingdom and has got English as its main language.

#### KANA



The majority of Aussies live in cities, and so do I! My mum and I live in an ordinary house in the suburbs of Sydney. I love summertime. From October to March, I spend my free time on the beach with friends, surfing or swimming. Otherwise, I do typical teen stuff

like checking social media, oh and a bit of studying! Aussie homes have got air con, but I'm always telling Mum to go green and switch it off when we go out! My favourite meal is an Aussie barbecue. There's nothing better than cooking food over the grill outside and then playing backyard cricket. Is my life perfect? Not quite. There are some very poisonous spiders here, so we don't walk around the house with bare feet.



**AUSTRALIA** is the only country that is a continent. It's got a small population of 25 million. Although it's multicultural, the majority have got European heritage.



- 1 Look at the pictures on page 16. What do you know about these countries? Make notes.

Australia Jamaica Scotland

- 2 Read the three posts on page 16. Do they mention any of your ideas from Exercise 1?

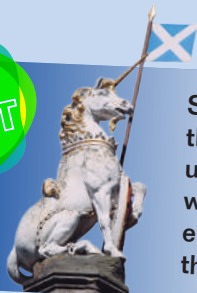
- 3 1.12 Read and listen to the posts. Copy and complete the information for each person.

Name   
Country   
Home description   
Free-time activities   
Cultural information

Name   
Country   
Home description   
Free-time activities   
Cultural information

Name   
Country   
Home description   
Free-time activities   
Cultural information

**FUN  
FACT**



Scotland's national animal is the mythological unicorn! The unicorn was chosen because it was believed to be the natural enemy of the lion. The lion is the national animal of England!

- 4 1.13 Listen to the radio programme. Complete the fact file about Australian homes on the right. Are any of the statistics surprising?
- 5 1.13 Listen again. What other information do you hear? Add it to your notes.
- 6 **COMPARE CULTURES** How do Australian homes compare with those in your country? Are the same things important? What are the differences?



Now watch the culture video.

**FAST FINISHER**

Write a paragraph about your home and lifestyle.



## INDOORS



### The living room

- 1 ...% have got smart TVs  
2 ...% have got integrated sound systems  
3 ... have got fireplaces

### The bedroom

- 4 ... have got ensuite bathrooms  
5 ...% have got walk-in wardrobes

## OUTDOORS



- 6 ...% of homes have got backyards  
7 ...% have got front yards  
8 ...% have got pools  
9 ...% have got barbecues

# Flat to let

## WRITING A description

I can write a description of a home.

- 1 Work in pairs. Look at the list of features you find in a flat or house. Discuss which are the most important.

air con   close to shops   dishwasher  
fast Wi-Fi   lots of space   storage space  
views   wide-screen TV

- 2 Read the description from a flat rental website. Copy the categories and add words.

- 1 TYPE OF HOME *flat*
- 2 LOCATION
- 3 PARTS OF THE FLAT
- 4 TYPE OF DÉCOR
- 5 FURNITURE & EQUIPMENT
- 6 PLACES & ACTIVITIES NEARBY

Houses
Flats
Search

### Dublin flat with a river view

This light, attractive flat has got a balcony with great views of the River Liffey, one of Dublin's famous landmarks. The flat is located close to shops and restaurants, so it's good for eating in and out. And you're close to all the main sights if you feel like exploring. There is a spacious open-plan living area with air con, central heating, and a fast Wi-Fi connection. The décor is stylish with modern furniture and good lighting. There are two quiet double bedrooms, and two bathrooms with showers. One has got a washing machine. The fitted kitchen is well-equipped and has got a dishwasher, a fridge/freezer, microwave and a coffee-making machine. In the living space, there is a comfortable sofa and armchairs, a wide-screen TV, and a brand-new sound system. There's also a beautiful dining table, so the home is perfect for having Sunday brunch while you look at the view.

- 3 Work in pairs. Brainstorm more words for the categories in Exercise 2.

- 4 Look at the adjectives in the **Useful language** box. Which ones are used in the text?

### Useful language

When you write a description of a place, use adjectives to create interest and add information.

attractive   beautiful   brand-new   comfortable  
cosy   friendly   gorgeous   great   lively  
lovely   open-plan   peaceful   quiet   relaxing  
spacious   stylish   warm   well-equipped

- 5 Read the **Look!** box. Find another example in the text.

### Look! so to show a consequence

*The flat is located close to shops and restaurants, so it's good for eating in and out.*

- 6 Choose a phrase from each column, A and B. Link them with *so* and write sentences. You may need to add extra words.

A	B
1 a garden	sleep in silence
2 <del>good transport system</del>	you can make a drink
3 on the 6th floor	<del>is easy to get around</del>
4 the cupboard contains tea and coffee	you can have breakfast outdoors
5 bedroom at the back	see fantastic views

*There is a good transport system, so it is easy to get around.*

- 7 Imagine you are offering your home or a relative's home for short holiday rents. Write a description for a website. Follow the steps in the **Writing plan**.

### Writing plan

#### Prepare

- Make notes about your home.
- Plan what adjectives you are going to use.

#### Write

- Include: the location and type of home, rooms, furniture and equipment, style and décor, special features.
- Be selective. Choose the information that makes your home interesting.
- Think about what people need to know.
- Use adjectives from the **Useful language** box.

#### Reflect

- Have you used the adjectives from the **Useful language** box correctly?
- Check the verb agreement with *there is / there are*.
- Check your use of *so*.