

หนังสือเรียนรายวิชาพื้นฐาน ภาษาอังกฤษ

TEAM UP 1

IN ENGLISH
STUDENT'S BOOK

ชั้นมัธยมศึกษาปีที่ 1

กลุ่มสาระการเรียนรู้ภาษาต่างประเทศ
ตามหลักสูตรแกนกลางการศึกษาขั้นพื้นฐาน พุทธศักราช 2551

ผู้เรียบเรียง

F. Kavanagh
C.L. Moore
C.E. Morris
A. Smith
J. Cattunar

ผู้ตรวจ

ดร.ทวีศักดิ์ ชันยศ
รศ. ดร.บัณฑิต ฉัตรวิโรจน์
ผศ. ดร.ประจักษ์ รอดอาวุธ

บรรณาธิการ

นางสุภาภรณ์ สิปปเวสม์

สงวนลิขสิทธิ์ตามพระราชบัญญัติ

ปีที่พิมพ์ 2567

พิมพ์ครั้งที่ 1

จำนวนพิมพ์ 15,000 เล่ม

ISBN: 978-616-606-095-9

รหัสสินค้า 2112130

 **AKSORN**

Published and distributed in Thailand by:
Aksorn Charoen Tat ACT. Co., Ltd.
142 Tanao Road, Phra Nakhon, Bangkok, Thailand 10200
Tel. **+66 2622 2999** (auto phone switch 20 lines)
www.aksorn.com Printed at: **Thai Romklao Co., Ltd.** Tel. +66 2903 9101-6

Contents

Unit	Grammar	Vocabulary	Communication / Pronunciation	Skills / CLIL / Curiosity Corner
Warm Up! p. 6		Numbers 1-30 Colours Classroom language School objects and school subjects Days, months, seasons Ordinal numbers The date	Introducing yourself Counting to 30 Using English in the classroom	
1 What's your name? p. 14	Subject pronouns <i>be</i> – Present simple (affirmative form) Possessive adjectives <i>Wh</i> -questions (<i>How...? / How old...? / What...? / Where...?</i>)	Greetings Numbers 1-100 Countries and nationalities	Greeting and introducing yourself Asking for and giving personal information Word stress (1)	Skills Listening: understanding numbers, countries and nationalities, colours Speaking: asking for and saying the name, age and nationality Reading: understanding an e-mail with personal information Writing: completing an e-mail with personal information
2 I'm hot and thirsty p. 22	<i>be</i> – Present simple (negative form, questions and short answers) Demonstratives: <i>this / that, these / those</i> Plural nouns (1)	Feelings The family	Talking about how you feel Talking about the family <i>this</i> or <i>these</i> ?	CLIL Food and Nutrition
3 There's a TV room p. 30	Articles: <i>a, an, the</i> Plural nouns (2) <i>there is... / there are...</i> <i>Is there...? / Are there...?</i> and short answer	Rooms and furniture Technological objects Prepositions of place: <i>on, in, under</i>	Describing a place Giving information about where something is The letter 'h'	Curiosity Corner Rhyme Time, Wordsearch, Joke Time, Unlucky Numbers, Quiz, Did you know?, English Sayings
1-3 Check Your Progress pp. 38-39	Culture Spot 1: The British Isles pp. 118-119			
4 I've got blond hair p. 40	<i>have got</i> – Present simple (all forms) Position of adjectives	Physical appearance Parts of the body School and personal objects (1)	Describing physical appearance Talking about possessions (1) <i>/s/ vs /ʃ/</i>	Skills Listening: understanding profiles of famous people Speaking: describing a person Reading: understanding physical descriptions and identifying four famous people Writing: describing a famous person
5 Is there any food? p. 48	Countable and uncountable nouns <i>some / any</i> <i>a lot of, a little, a few</i> <i>How much...? / How many...?</i>	In the kitchen: objects, food and drink	Talking about food and drink Talking about quantities <i>/s/ vs /z/</i>	CLIL Recycling
6 Tidy Your Room! p. 56	The possessive ' <i>s</i> <i>Whose...?</i> Imperative <i>Let's...</i>	School and personal objects (2) Rules	Talking about possessions (2) Understanding and giving instructions <i>Whose</i> or <i>Who's</i> ? Sentence stress	Curiosity Corner Bizarre Food, Fun Sandwich Facts, Food in Britain, Puzzle Time, Science Stuff, Teen Technology, A Famous Thumb...
4-6 Check Your Progress pp. 64-65	Culture Spot 2: Multicultural Britain pp. 120-121			

Contents

Unit	Grammar	Vocabulary	Communication / Pronunciation	Skills / CLIL / Curiosity Corner
7 I usually get up at seven p. 66	Present simple (affirmative form and spelling variations) Frequency adverbs (1) Prepositions of time: <i>at, on, in</i>	Daily routine The time	Talking about routines Asking for and telling the time <i>/s/, /z/, /ɪz/</i>	Skills Listening: listening to and understanding the weekly routine of an American boy Speaking: asking for and giving personal information Reading: reading a short article about UNICEF Writing: completing a text
8 How often do you play? p. 74	Present simple (negative form, questions and short answers) <i>Wh</i> -questions (2)	Free-time activities (1) Souvenirs Prices	Talking about free time Asking about opening times Asking about prices Rising and falling intonation	CLIL Personal Health and Safety
9 Can you sing? p. 82	<i>can</i> (all forms) <i>very well / quite well / at all</i>	Musical instruments A birthday party	Organising a party Talking about abilities Weak and strong forms: <i>can / can't</i>	Curiosity Corner Guess the Meaning, Food Test, Experiment Time, Did you know?, Do's and Don'ts in the UK, Joke Time, Greeting Card Mania
7-9 Check Your Progress pp. 90-91	Culture Spot 3: British Landmarks pp. 122-123			
10 The Fashion Show p. 92	Present continuous (all forms) <i>Wh</i> -questions (3)	Free-time activities (2) Clothes	Describing actions in progress Describing what someone is wearing <i>/ŋ/</i>	Skills Listening: identifying someone by their clothes Speaking: describing what someone is doing Reading: identifying famous people by their clothes Writing: writing about holidays
11 David cleans the windows p. 100	Present simple vs present continuous <i>How often...?</i> Expressions of frequency Frequency adverbs (2)	Housework Activities at home	Talking about housework Describing routines and actions in progress	CLIL Road Safety
12 It was three months ago p. 108	<i>be</i> – Past simple (all forms) Past time expressions <i>there was / there were</i>	Adjectives Places in town	Talking about past events Talking about places in town Word stress (2)	Curiosity Corner Did you Know?, Free Time, Are you 'a good sport' or 'a sore loser'?, Joke Time, Incredible!, Britain's Favourite Drink, Pet Facts
10-12 Check Your Progress pp. 116-117	Culture Spot 4: School Life in Britain pp. 124-125			

Warm Up!

Greetings



1 Listen and read.



Hello!
I'm Natalie.

Hi guys!
My name is Asim.
How are you?

2 Reorder the words to make sentences.

Asim ~~I'm~~ My is name ~~Natalie~~ Hi

1 Two ways of saying your name: *I'm Natalie.*

2 A different way of saying 'Hello':


3 Fill in the table with possible answers to *How are you?*

Fine, thanks! Not so bad. So, so. OK! Not great. Great, thanks! Not so good.	 <i>Fine, thanks!</i> _____ _____	 <i>OK!</i> _____ _____	 <i>Not so good.</i> _____ _____
--	--	----------------------------------	---

4 Work in pairs. Say hello, ask and answer about how you are.

I can...

say my name



say hello and how I am



The alphabet

1 Complete.



2 Listen, check and repeat.

Numbers

1 Match the numbers to the words.

1	five	11	twelve	21	twenty-two
2	four	12	nineteen	22	twenty-one
3	two	13	sixteen	23	twenty-five
4	three	14	eleven	24	twenty-six
5	one	15	fourteen	25	twenty-four
6	six	16	thirteen	26	twenty-eight
7	eight	17	twenty	27	twenty-three
8	ten	18	seventeen	28	thirty
9	seven	19	eighteen	29	twenty-seven
10	nine	20	fifteen	30	twenty-nine



2 Now listen, check and repeat the numbers.

3 Complete the sequence.

four, eight, twelve, sixteen, twenty

A five, _____, fifteen, _____, twenty-five, _____

B _____, six, nine, _____, fifteen, _____

4 Write the correct word under each expression.

twelve twenty-four four ~~seven~~

Days of the week:

seven

1 Hours in a day:

2 Months in a year:

3 Seasons in a year:



5 Listen to the question and then complete the answer with your age.


A *How old are you?*

B *I'm* _____.

Warm Up!

Colours

1 Find ten colours in the word chain.



c1.5 2 Listen, check and repeat.

c1.6 3 Listen. Go from START and move following the instructions. Try again with a partner.


START				
1	red	ten		twelve
	17	5	pink	blue
white		thirty	eleven	fifteen
8	orange	13		14
brown	twenty-two	7	18	28

I can...

count to 30

say my age


say colours



Classroom language

c1.7 1 Match the words to the pictures. Then listen and check.

open your book ~~listen~~ work in pairs speak stand up
read sit down close your book write



listen



1



2



3



4



5



6



7



8

c1.8 2 Simon Says... Listen and mime the actions you hear.

3 Match the questions to the answers.

E Can I go to the toilet, please?

A OK. Sit down please.

1 Sorry, I'm late!

B Page 9.

2 I don't understand.

C ... in our language is ...

3 What page is it?

D No problem. I can help you.

4 What's ... in our language?

E ~~Yes, you can.~~

4 Work in pairs. Look at the sentences for one minute. Then close your book and ask and answer the questions.


A What page is it?

B Page 9.

School objects and school subjects


1 Match the words to the objects and the people.

- A pencil
- B school bag
- C ~~chair~~
- D desk
- E dictionary
- F clock
- G teacher
- H pen
- I book
- J rubber
- K board
- L student



5 Find these school subjects in the wordsearch. Tick the subjects that you study at school this year.

~~Art~~ Science English
Maths Drama French
Geography History Music



2 Now listen and check.

3 Find the words.

SEKD

DESK

1 OOHLS CABG

2 BUBERR

3 TINOCYARI

4 DOARB

4 Work in pairs. Look at the picture in exercise 1 for a minute, then close your book. Try to remember the words for the objects and the people.

- A pencil
- B teacher



6 In English we use acronyms for three school subjects. Listen and repeat.

R.E. Religious Education

I.C.T. Information and Computer Technology

P.E. Physical Education

7 Now fill in the typical school timetable for a British student with the words from exercises 5 and 6.

	Monday	Tuesday	Wednesday	Thursday	Friday
9	P.E.			Maths	
10	Art	History	$1 - \frac{1}{2} = \frac{1}{2}$	Maths	
11-11.15	BREAK				
11.15		Science			I.C.T.
12.15	LUNCH				
13.15			English		Geography
14.15		R.E.		Art	



8 Listen and check.

9 Work in small groups and write your school timetable in English.

10 Complete the sentence with your favourite subject. Then compare it with your group.

My favourite subject is _____.

I can...

use English in the classroom



talk about school subjects and objects in the classroom



Warm Up!

Days, months, seasons

- 1 Complete the list with the days of the week, then answer the questions.

~~Monday~~ Friday Saturday Tuesday
Thursday Wednesday ~~Sunday~~

Sunday
Monday

- What day is it today? _____
- What day is it tomorrow? _____
- What day was it yesterday? _____

- 2 Complete the list with the months of the year.

February ~~January~~ August May
April November September June
December October July March

J *a n u a r y*
F _ _ r _ _ _ _
_ _ r _ h
A _ _ _ _
_ a _
_ _ n _
J _ _ _ _
_ _ g _ _ _
_ _ _ _ _ b _ _ _
_ _ _ o _ _ _
_ _ v _ _ _ _ r
D _ _ _ m _ e _

- 3 Listen. How many months do you hear?
☐ 3 ☐ 5 ☐ 11



- 4 Listen again and complete the rhyme.

30 days has _____, April,
_____ and _____;

All the rest have _____.

Except for February which has twenty-eight!

- 5 Find the names of the seasons of the year.

spring autumn winter summer

TUNAUM _____

GSPNIR _____

MSRMEU _____

ERTWIN _____

- 6 Complete the tables with the seasons in the two hemispheres.

Seasons in Great Britain

December → February	<i>winter</i>
March → May	_____
June → August	_____
September → November	_____

Seasons in New Zealand

December → February	<i>summer</i>
March → May	_____
June → August	_____
September → November	_____

- 7 Complete the sentences with your favourites. Then compare them with your partner.

My favourite month is _____.

My favourite season is _____.

I can...

say the days of the week, months and seasons



What's the date today?



- 1 Listen and repeat.

first	1 st	eleventh	11 th	twenty-first	21 st
second	2 nd	twelfth	12 th	twenty-second	22 nd
third	3 rd	thirteenth	13 th	twenty-third	23 rd
fourth	4 th	fourteenth	14 th	twenty-fourth	24 th
fifth	5 th	fifteenth	15 th	twenty-fifth	25 th
sixth	6 th	sixteenth	16 th	twenty-sixth	26 th
seventh	7 th	seventeenth	17 th	twenty-seventh	27 th
eighth	8 th	eighteenth	18 th	twenty-eighth	28 th
ninth	9 th	nineteenth	19 th	twenty-ninth	29 th
tenth	10 th	twentieth	20 th	thirtieth	30 th
				thirty-first	31 st

- 2 Write the numbers in words under the pictures.



first



1 _____



2 _____



3 _____



4 _____



5 _____



6 _____

- 3 Look at the example and write the date. In pairs, read the dates.

You write: Monday, 22nd September

But you say: Monday *the* 22nd *of* September

Today: _____

Yesterday: _____

Tomorrow: _____

Your birthday: _____

I can...

say the date



C 1.14
S 1

1 Listen and read.

Welcome to the Camp!

Mrs Doyle: Good morning. Welcome to the Camp!

Sara: Hi guys!

Paolo: Hello! I'm Paolo and he's Francesco. We're twins.

Francesco: Hi!

David: Hi, I'm David. Wow! You're identical. So, you're Paolo and you're Francesco!

Francesco: No, I'm Francesco and he's Paolo.

David: Oh, I'm sorry! You're Francesco and he's Paolo!

Paolo: That's right... and we're Italian.

Sara: Well, nice to meet you. I'm Sara. Sorry, what's your name again?

Paolo: I'm Paolo and he's Fran...

David: OK, OK! How old are you?

Paolo and

Francesco: We're 13.

Sara: 13? That's funny. You're in room number 13! Here's your key.

David: See you later.

C 1.14
S 1

2 Listen and repeat.

Comprehension

3 True (T) or false (F)?

- | | T | F |
|--------------------------------------|--------------------------|-------------------------------------|
| Sara and David are twins. | <input type="checkbox"/> | <input checked="" type="checkbox"/> |
| 1 Paolo is English. | <input type="checkbox"/> | <input type="checkbox"/> |
| 2 Paolo and Francesco are twins. | <input type="checkbox"/> | <input type="checkbox"/> |
| 3 David is Italian. | <input type="checkbox"/> | <input type="checkbox"/> |
| 4 Paolo and Francesco are identical. | <input type="checkbox"/> | <input type="checkbox"/> |
| 5 Francesco is 13 and Paolo is 10. | <input type="checkbox"/> | <input type="checkbox"/> |
| 6 They are in room 13. | <input type="checkbox"/> | <input type="checkbox"/> |


Hot Tip!

In greetings we use *Hi* for informal situations, *Hello* for more formal situations and *Good morning* for very formal situations.

Vocabulary

4 Complete.

Good morning Hi ~~Hello~~ ~~Hi~~



C 1.15

5 Listen and check.

C 1.16

6 Listen to David. Write the room numbers in the spaces.

13 9 30 11 19 12

Paolo & Francesco _____

Natalie _____

José _____

Maria _____

Communication

Look & Use

What's your name?
I'm Paolo and he's Francesco.
How old are you?
We're 13.

7 Complete the conversation.

old you 13 Maria your ~~Bob~~ I'm

Bob: Hello, I'm Bob. What's _____ name?

Maria: I'm _____ and I'm American.

Bob: Nice to meet _____.

Maria: How _____ are you?

Bob: _____ 12. And you?

Maria: I'm _____.

My Turn

8 Work in pairs. Complete the mini dialogues and practise them.

A *Hello, I'm... What's your name?*

B *Hi! My name's...*

1 What's your _____?
My name's _____.

2 How _____ are you?
I'm _____.

3 Nice to meet _____.
Nice to meet you, too.



1 Listen and read.

Where is she from?

- David:** OK, where is Sophie from?
Sara: She's from France.
David: OK, so she's French. And José?
 Where's he from?
Sara: He's from Spain. He's Spanish.
David: OK. Now Paolo and Francesco.
Sara: Yes! The twins! They're from Italy.
 They're Italian.
David: How do you spell Francesco?
Sara: F-R-A-N-C-E-S-C-O
David: F-R-A... OK! That's it.
Sara: Now save!
David: Oh yes!



2 Listen and repeat.

Comprehension

3 True (T) or false (F)?

Sophie is from France.

1 José is Italian.

2 José isn't from France.

3 Paolo is from Brazil.

4 Paolo and Francesco are Italian.

T F

☒ ☐

☐ ☐

☐ ☐

☐ ☐

☐ ☐



Vocabulary

4 Match the countries to their flags.
Then write the nationalities.

Britain Japan ~~the USA~~ China France
 Spain Italy Ireland Australia

French Australian Spanish ~~American~~
 Chinese British Italian Irish Japanese



the USA
 American



1 _____



2 _____



3 _____



4 _____



5 _____



6 _____



7 _____



8 _____



5 Listen and check.

Sounds Good!



6 Listen and mark the stress.

France, Australian

Spanish

Canada

Canadian

American

Ireland

Japan

Chinese

Irish

Spain

Hot Tip!

In English adjectives for nationalities
 always start with a capital letter.
 Italian, British

Communication

Look & Use

Where's he from?
 He's from Spain. He's Spanish.

7 Work in pairs. Ask and answer questions
about the people in the pictures.
Then complete the profiles.

A Where's Eddie Murphy from?

B He's from the USA. He's American.



NAME :
 Eddie Murphy
 COUNTRY :
 The USA
 NATIONALITY :
 American



1 NAME :
 Prince William
 COUNTRY :

 NATIONALITY :



2 NAME :
 Laura Pausini
 COUNTRY :

 NATIONALITY :

My Turn

8 Write a profile for your favourite star.
Then tell your partner.

My favourite star is _____.

He's / She's from _____.

He's / She's _____.

Subject pronouns

Say these sentences in your language.



I'm Paolo.



How old are **you**?



Where's **he** from?



She's from France.



It's Japanese.



They're from Italy.

Singular	Plural
I	We
You	You
He	They
She	They
It	They

Complete the rules.

We use personal _____ pronouns when a pronoun is the subject of the sentence.

Singular and plural forms of _____ are identical.

I is always a capital letter.

We use three personal subject pronouns in the 3rd person singular: *he*, _____, and _____.

Look at the pictures on the left and complete the rules.

We use _____ for boys.

We use *she* for girls.

We use _____ for a thing or an animal.

We use *they* for people, things and animals.

1 Circle the correct option.

How are *he / you?*

- 1 *She / He* is Sara.
- 2 *We / I* are twins.
- 3 *He / They* are from Ireland.
- 4 *She / It* is my key.

be – Present simple

Affirmative form

Underline the short forms of *be* in the dialogue on page 14. Then complete the table.

Full form	Short form
I am	_____
You are	_____
He is	_____
She is	She's
It is	It's
We are	We're
You are	_____
They are	They're

Circle the correct preposition and get the rule.

In the affirmative form we put subject pronouns *before / after* the verb.

Hot Tip!

In English we usually have an explicit subject before a verb, in the affirmative form. Is it the same in your language?

I'm Monica.

He's Francesco.

We're twins.

2 Write the full forms of the verbs.

I'm sorry. _____ *I am* sorry.

1 You're Sara. _____ Sara.

2 He's David. _____ David.

3 It's a pen. _____ a pen.

4 We're friends. _____ friends.

5 You're twins. _____ twins.

6 They're friends. _____ friends.

Possessive adjectives

Read the examples and complete the table.

Here's **your** key.

This is **my** friend and **her** name is Laura.

This is Lucy and this is Emma. This is **their** room.

Paolo and Francesco, what are **your** favourite sports?

Our favourite sports are tennis and football.

Where is **his** book?

Its name is Fido.

Subject pronouns	Possessive adjectives
I	_____
You	your
He	his
She	her
It	its
We	_____
You	_____
They	their

We do not use an article before a possessive adjective. Possessive adjectives do not change with plural nouns.

Hot Tip!

In English possessive adjectives agree with the 'possessor':

He's British, but **his** mother is Spanish.

3 Circle the correct option.

She's my Spanish friend. *His / Her* name's Clara.

- 1 Look at Paolo and *her / his* friend.
- 2 What's *your / her* surname, Heloisa?
- 3 I'm Pierre and she's *my / her* sister.
- 4 Paolo and Francesco are in *his / their* room.
- 5 Where are *his / your* parents from, José?
- 6 We're Mark and Bob. We're in *our / their* room.

Wh-questions

How...? / How old...? / What...? / Where...?

Read the examples and answer the questions.

Where's he from?

How are you?

What's your name again?

How old are you?

How do you say these words in your language?

Are these words before the verb?

4 Complete the questions with *How...?*, *How old...?*, *What...?* or *Where...?*

What 's his name? John

1 _____ are you? Fine, thanks!

2 _____ 's her surname? Robinson

3 _____ is she from? Australia

4 _____ is he? 12

5 _____ 's your name? Meg

6 _____ is he from? Spain

Listening



1 Listen to the dialogues and tick the correct answer.

1 Room numbers



☐ A ☐ B ☐ C

2 Countries



☐ A Ireland ☐ B Italy ☐ C Japan

3 Nationalities



☐ A Brazilian ☐ B Belgian ☐ C British

4 Colours



☐ A blue ☐ B black ☐ C orange



2 Listen and complete the table.

Name	Nationality	Boy or girl	Age	Room number
Yasuko		girl	13	
Lillian				
Andreas				
Louise				



3 Listen to the spelling and write the words.

- _____
- _____
- _____
- _____
- _____

Speaking

4 Work in pairs. Complete the dialogue and perform it in class.

Your friend: Hello!

You: _____

Your friend: My name's _____

_____?

You: _____

Your friend: I'm 11. How _____?

You: _____

Your friend: _____ from?

You: _____

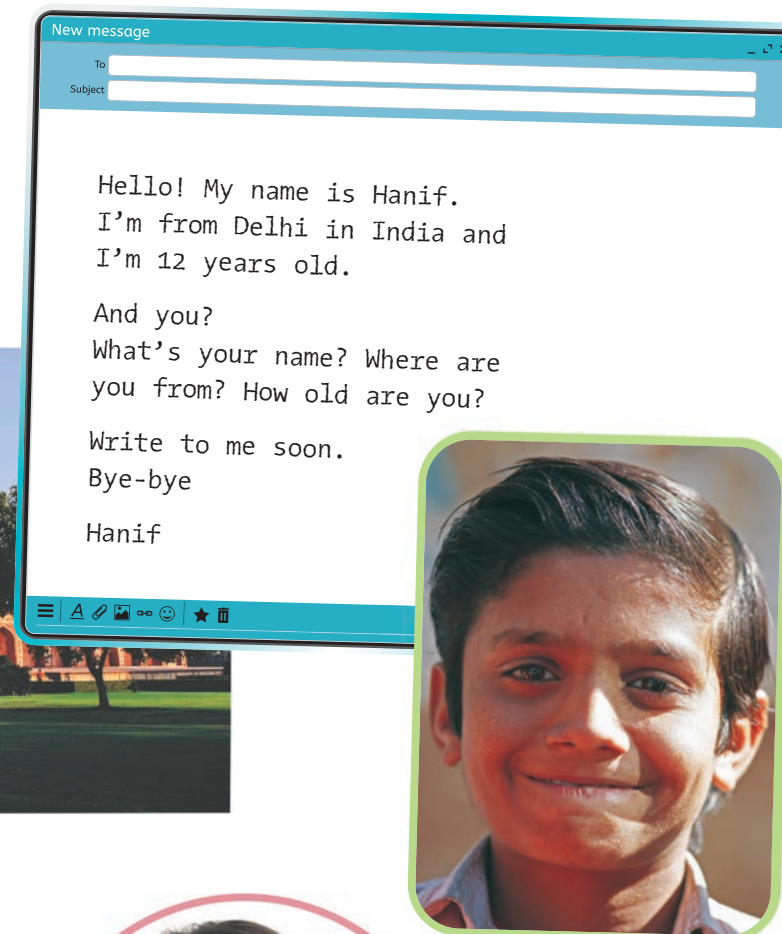

_____?

Your friend: I'm _____

Reading


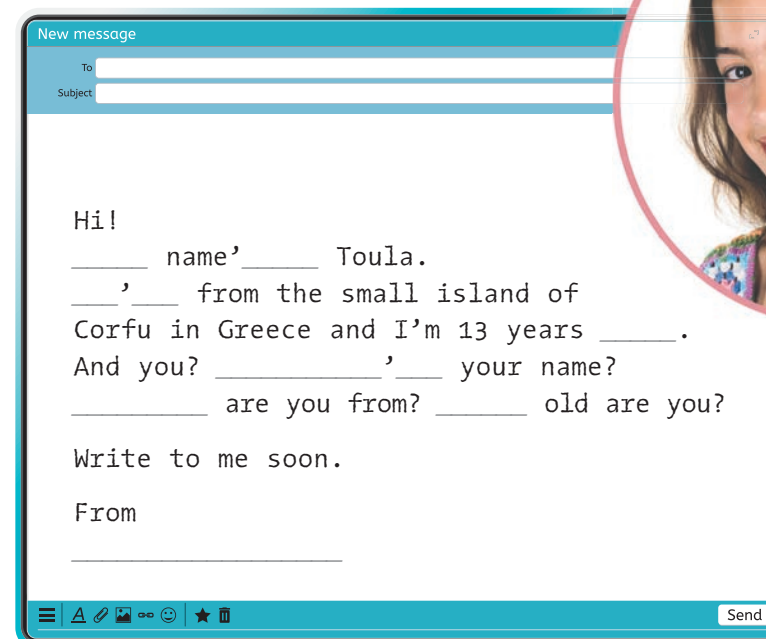
5 Read the message and answer the questions.

- What is his name? _____
- Where is he from? _____
- How old is he? _____



Writing

6 Now read and complete this other message.



7 Choose one of the e-mails and write the answer in your notebook.