

หนังสือเรียนรายวิชาเพิ่มเติม ภาษาอังกฤษ (อ่าน เขียน)

Smooth Skills

Reading & Writing



ชั้นมัธยมศึกษาปีที่ 4 กลุ่มสาระการเรียนรู้ภาษาต่างประเทศ
ตามหลักสูตรแกนกลางการศึกษาขั้นพื้นฐาน พุทธศักราช 2551
พิมพ์ครั้งที่ 1 พุทธศักราช 2568 จำนวนพิมพ์ 5,000 เล่ม

ผู้เรียบเรียง

- Greg Raymond

ผู้ตรวจ

- นางสาวณัฐกัญญา ศรีเดช
- นางสาววิภา จินะงาม
- นางสาวธัญญา ทาเอื้อ

บรรณาธิการ

- นางนพรัตน์ ไม้สนธิ์

จัดจำหน่ายโดย

บริษัท โททอล เอ็ดดูเคชั่น โซลูชั่น จำกัด

24/25 เอชเคป บีชพาร์ค วังใหม่-อ่อนนุช ถนนสุขุมวิท 2 แขวงประเวศ เขตประเวศ กรุงเทพฯ 10250

โทรศัพท์ 02-1154943, 094-9235547 โทรสาร 02-0892425

www.tes-thailand.com



ISBN 978-1-80537-153-3

ราคา 155.-

คำชี้แจง

หนังสือเรียนรายวิชาเพิ่มเติม ภาษาอังกฤษ (อ่าน เขียน) Smooth Skills 4 Reading & Writing ชั้นมัธยมศึกษาปีที่ 4 ประกอบด้วยเนื้อหาที่เข้าใจง่าย เพื่อให้ผู้เรียนเข้าใจทักษะการอ่าน เขียน ได้ถูกต้องตามหลักการและนำไปใช้ได้เหมาะสม จัดพิมพ์โดย บริษัท โททอล เอ็ดดูเคชั่น โซลูชั่น จำกัด

ผู้เรียบเรียง : Greg Raymond

ผู้ตรวจ : 1. นางสาวณัฐกัญญาภรณ์ ศรีเดช

2. นางสาววิภา จินนະงาม

3. นางสาวณัฐดา ทาเอื้อ

บรรณาธิการ : นางนพรัตน์ ไผ่สนธิ์

หนังสือเล่มนี้ ปะกันคุณภาพโดยผู้ผลิต กรณีที่ผู้ใช้หนังสือพบข้อบกพร่องหรือข้อผิดพลาด กรุณาแจ้งให้สำนักพิมพ์ทราบเพื่อดำเนินการตามที่เหมาะสมในใบประกันคุณภาพสื่อฯ (ปกหลัง) พร้อมทั้งแจ้งให้สำนักวิชาการและมาตรฐานการศึกษาทราบด้วย

บริษัท โททอล เอ็ดดูเคชั่น โซลูชั่น จำกัด

คำอธิบายรายวิชาเพิ่มเติม

ภาษาอังกฤษ (อ่าน เขียน) Smooth Skills 4 Reading & Writing

ชั้นมัธยมศึกษาปีที่ 4

เวลาเรียน 40 ชั่วโมง

กลุ่มสาระการเรียนรู้ภาษาต่างประเทศ

จำนวนหน่วยกิต 1 หน่วยกิต

ศึกษาเทคนิคกระบวนการการเรียนรู้ในการอ่านคิดวิเคราะห์และการเขียนสื่อความ ระบุหัวข้อเรื่อง (Topic) ใจความสำคัญ (Main idea) ตอบคำถามจากการอ่านบทสนทนา อ่านออกเสียงข้อความถูกต้องตามหลักการอ่าน เขียนบรรยายเกี่ยวกับกระบวนการทำงาน เรื่องเกี่ยวกับศิลปะ การออกกำลังกาย สุขภาพ ประเพณี การเฉลิมฉลอง วัฒนธรรมของแต่ละประเทศ สภาพภูมิอากาศ โดยใช้ทักษะกระบวนการอ่าน เขียน ทักษะการจำ คิด วิเคราะห์และเขียน กระบวนการทำงานกลุ่ม/คู่ และสมรรถนะสำคัญทั้ง 5 คือความสามารถในการสื่อสาร ความสามารถในการคิด ความสามารถในการแก้ปัญหา ความสามารถในการใช้ทักษะชีวิต และความสามารถในการใช้เทคโนโลยี เพื่อให้ผู้เรียนมีทักษะการใช้ภาษาต่างประเทศและมีเจตคติที่ดีต่อการเรียนภาษาอังกฤษ

ผลการเรียนรู้

- อธิบาย/อธิบายวิธีชีวิต ความคิด ความเชื่อ และที่มาของขนบธรรมเนียมและประเพณีของเจ้าของภาษา
- อธิบายและเขียนประโยคและข้อความให้สัมพันธ์กับสื่อที่ไม่ใช่ความเรียงรูปแบบต่าง ๆ ที่อ่าน
- ใช้ภาษาต่างประเทศในการค้นคว้า รวบรวมและสรุปข้อมูลจากสื่อและแหล่งการเรียนรู้ต่าง ๆ ในการศึกษาต่อ
- พูดและเขียนนำเสนอข้อมูลเกี่ยวกับตนเอง ข่าว/เหตุการณ์ เรื่องและประเด็นต่าง ๆ ที่อยู่ในความสนใจของสังคม
- ค้นคว้า/สืบค้น สรุปและแสดงความคิดเห็นเกี่ยวกับข้อมูลที่เกี่ยวข้อง และนำเสนอด้วยการพูด และการเขียน
- จับใจความสำคัญ วิเคราะห์ความ สรุปความ ตีความและแสดงความคิดเห็นจากการฟังและอ่าน

รวมทั้งหมด 6 ผลการเรียนรู้

Table of Contents



Unit 1. Accidents and Injuries 7



Unit 2. Processes of Production 17



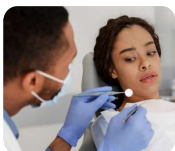
Unit 3. Art and Culture 27



Unit 4. Eating Healthy 37




Unit 5. Customs and Traditions 47



Unit 6. Phobias and Fears 57



Unit 7. Festivals and Celebrations 67



Unit 8. The Climate Crisis 77

SCOPE & SEQUENCE

	THEME	GRAMMAR	READING
UNIT 1	Accidents and Injuries	Present perfect: affirmative, negative and questions	Reading 1: Accidents and injuries of an adventurer Reading 2: Weird accidents Explore: Expressions with <i>get</i>
UNIT 2	Processes of Production	Passive voice Annotating	Reading 1: The evolution of production Reading 2: Milk production on farms
UNIT 3	Art and Culture	Present perfect Phrasal verbs with <i>up</i>	Reading 1: The cultural life of three cities Reading 2: Life of a ballerina Explore: Collocations
UNIT 4	Eating Healthy	such as, for instance, for example	Reading 1: Sugar addiction Reading 2: Food that kills
UNIT 5	Customs and Traditions	Adverbs of frequency Prepositional phrases	Reading 1: Unique traditions Reading 2: A traditional wedding in Africa
UNIT 6	Phobias and Fears	<i>be going to / will / present continuous</i> Phrasal verbs	Reading 1: The world's most common fears Reading 2: Life of an agoraphobic
UNIT 7	Festivals and Celebrations	ing forms Prepositions of time and place: on, at, in	Reading 1: Celebrating the New Year in three cities Reading 2: Spain's tomato festival Explore: Verbs and prepositions
UNIT 8	The Climate Crisis	Present simple passive Phrasal verbs because, because of	Reading 1: Green developments Reading 2: How can we save the environment at home?

READING & WRITING BOOK 4

READING SKILLS	VOCABULARY	WRITING
Summarising	Accidents and injuries	Writing skills: Polite language for refusing Writing task: Write an e-mail refusing an invitation because you had an accident.
Imperative mood	Manufacturing	Writing skills: Adding detail to your writing Writing task: Write a description of a production process of which you are familiar with.
Inferring attitude	Art	Writing skills: Avoiding repetition Writing task: Write a blog post about an event you've been to.
Connectors	Eating Healthy	Writing skills: Supporting sentences Writing task: Do you eat healthy food? Why? Why not?
Deducing meaning from context	Customs and traditions	Writing skills: Structuring an essay Writing task: Describe a traditional wedding ceremony in your country.
Predicting	Fears, prepositional phrases	Writing skills: Introducing a topic Writing task: Write an email to a friend about a fear you have.
Sequencing	Festivals	Writing skills: Organising sentences into a paragraph Writing task: Write a paragraph about a festival or special event in your city.
Paraphrasing	The environment and climate crisis	Writing skills: Writing a topic sentence Writing task: What can people do to stop the climate emergency?

Accidents and Injuries

UNIT 1

UNIT AIMS

Students will:

- Talk about accidents and injuries
- Use the present perfect tense
- Read about strange accidents
- Write a summary of a longer text



Ask and answer with a partner.

- Why do you think the man crashed?
- What do you think he will land on?
- Do you think he'll need to go to hospital?

READING 1

FACING THE ODDS

John is a boy who loves adventure. He loves to do sports and outdoor activities. Although he is careful, he might get hurt sometimes. In fact, he has been hurt in many accidents over the past few years. John hurt his back when he fell off a horse. He banged his head when he fell off his bike and broke his leg when he slipped on ice. He also burnt his hand when he was cooking a few days ago and cut his finger when he was climbing a rock.

Thankfully, he hasn't had any serious accidents.

Have these injuries stopped him in any way? The answer is no. Every time John gets better, he returns to his hobbies. He hasn't changed his adventurous ways and he hasn't given up doing outdoor sports. He sees each accident as a learning opportunity. These accidents have taught him important lessons about being brave and taking risks.



! BEFORE YOU READ

Look at the picture. Talk to a partner.

- What has happened to this person?
- What injuries might they have?
- Have you ever had a similar accident?

READING COMPREHENSION

A Read the text. Are the sentences true (T) or false (F)? Correct the false ones.

1. John doesn't enjoy spending time outdoors.

☐

2. He hasn't been injured in any accidents at home.

☐

3. John banged his head when he fell off a horse.

☐

4. He gives up a hobby when he has an accident.

☐

5. He hasn't changed the way he lives after the accidents.

☐

B Read the text again and answer the questions.

1. How would you describe John?

.....

2. How does John see each accident he's been in?

.....

3. How have John's adventurous ways been affected by his injuries?

.....

4. What was John doing when he burnt his hand?

.....

5. What happened to John when he fell off his bike?

.....

YOUR TIME

C Work with a partner. Ask and answer the questions below.

- Have you ever had an accident?
- What kind of accident was it?
- Were you hurt?
- How did you feel?



VOCABULARY

A Complete the sentences with the correct form of the words below.



fall off your bike burn your hand break your leg cut your hand
hurt your back bang your head

1. He his into a rock.
2. My mum her with a knife just now and it's bleeding.
3. Don't touch the kettle. It's very hot. You can your
4. My brother lifted some very heavy weights at the gym. He his
5. Lisa her when she was running to the bus. She can't walk now.
6. I almost my on that open window. I should be more careful.

B Look at the verbs and nouns below. Match the verbs with the correct nouns.

- | | |
|-----------|---------------|
| bang • | • your bike |
| fall • | • hurt |
| do • | • sports |
| get • | • your finger |
| cut • | • your leg |
| break • | • your head |



PRESENT PERFECT TENSE

AFFIRMATIVE	has / have + past participle	He has banged his head. She has cut her finger.
NEGATIVE	has not / have not + past participle	He hasn't crashed his bike. I haven't hurt my hand.
QUESTION	has / have + subject + past participle	Has she crashed the car? Have they had an accident?

A Complete the examples from the text.

1. In fact, he been injured in several accidents over the past few years.
2. Thankfully, he had any serious accidents.
3. these injuries stopped him in any way?
4. These accidents taught him important lessons about being brave and taking risks.



B Choose the correct words.

1. I *have seen* / *has seen* a tiger.
2. My brother *have eaten* / *has eaten* frogs' legs.
3. My family and I *haven't been* / *hasn't been* camping this year.
4. My parents *have seen* / *has seen* the Taj Mahal.
5. My siblings *haven't studied* / *hasn't studied* abroad.

C Write sentences with the present perfect tense.

1. They / play / this game since 2005.

.....

2. Laura / not sing / this song before.

.....

3. The frog / kill / all the mosquitos.

.....

4. Mrs. Brown / give / us homework?

.....

READING 2

WEIRD ACCIDENTS

Weird accidents can happen anytime. Over the years, there have been lots of strange events all around the world. For example, a woman in Australia got her head stuck in a fence while trying to reach her phone. Luckily, she didn't get hurt.

Some tourists had a surprising experience on a safari. They met an elephant up close. The elephant ran at their car

and pushed it over. Thankfully, nobody was hurt. There are videos of similar accidents on social media.

In another strange case, a man in the United States ate a fly while riding his bike. He got scared, and fell off his bike. Thankfully, he was not badly hurt. Even normal things can cause accidents sometimes.



! SUMMARY

A summary gives the important information from a longer text. It explains the main idea of the text and shares the most important details. When you write a summary, you should try to use your own words.

A Write a summary of the text. Write 40-50 words.

To write a summary

1. Break it down into sections.
2. Identify the key points in each section.
3. Write the summary.
4. Check the summary against the article.



A Look at these examples.

PARAGRAPH 1:

Accidents and injuries happen often in our daily lives. They can happen at home, at work, or when we're outside. It's important to know how to stay safe to stop accidents from happening.

SUMMARY

Accidents and injuries are common in our daily lives, so it's important to be careful and learn how to stay safe.

PARAGRAPH 2:

We can avoid accidents by being careful and paying attention. Simple steps, like keeping roads clean, wearing seatbelts when driving, and using safety tools can reduce the chance of getting hurt. If an accident happens, knowing how to call for help or give basic first aid can help a lot.

Taking simple steps, like cleaning roads and using seatbelts, and using seatbelts can help stop accidents.

PARAGRAPH 3:

Even when we try our best, accidents can still happen. In such cases, it's important to get medical help quickly and report what happened to the right people. By knowing about safety, we can make accidents and injuries have less impact on our lives.

If an accident happens, it's important to call for help or give basic first aid.

VIDEO

A Watch the video.



B Look at the pictures and answer the questions with a partner.

1. What has happened to each person?
2. How did it happen?
3. When and where did it happen?
4. How do they feel now?
5. Watch the video. Were your predictions correct?

A Look at the picture and read the email.

Hello Amy,
 Thank you very much for inviting me to your party. Unfortunately, I can't come this Sunday because I had an accident and got injured. I fell out of a tree when I was rescuing a cat on Thursday. I lost my balance and fell. I broke my left ankle and banged my head. My dad took me to the hospital and doctors put a cast on my ankle. It still hurts. I have been in bed since the accident. Maybe we can go to an amusement park together when I get better. I hope you and the others have a fantastic time at the party. Thank you again for the invitation and I'm really sorry I can't come. Take care.



WRITING SKILLS

B Read Carlos's email again and answer the questions.

- | | |
|--|--------------------------|
| 1. Why can't Carlos go to Amy's party? | 3. How does he feel now? |
| 2. What did the doctors do? | 4. What does he suggest? |

C Underline the phrases in the email Carlos uses to:

apologise

refuse Amy's invitation

open and close the email

GUIDE FOR WRITING

PLAN Make notes about your excuse.
WRITE Write an email to Amy. In your email, you should:
 — thank Amy for inviting you
 — explain why you can't come
 — suggest when you can meet her
CHECK Read this checklist before finalising your email.

CHECKLIST

Did you include all three points from the task?

Did you use good opening and closing phrases?

Does your text look like an email?

Are your spelling, grammar and vocabulary correct?

VOCABULARY BANK

A Write as many sentences as you can, using the vocabulary in the box in five minutes. Use the grammar structures of "present perfect" and "past simple".

ACCIDENTS & INJURIES				
injured	bang	slip	adventurous	careful
accident	crash	burn	take a risk	brave
to fall off	break	cut	climb	

EXAMPLE: *I've never broken my arm but my sister broke hers when she was little.*

.....

.....

GAME TIME


A Use the clues to solve the puzzle.

ACROSS

- go up a mountain
- something dangerous
- daring, not afraid to explore

DOWN

- trying to be safe
- not afraid
- sudden hit
- damage with heat



Reading 1: Accidents and Injuries of an Adventurer

Anna loves adventures, especially in nature. Last month, she traveled to the Rocky Mountains, where she experienced some accidents that tested her skills.

The first accident happened when she was hiking along a steep, rocky path. It started to rain, making the rocks slippery. Anna tried to be careful, but she slipped on a large rock and twisted her ankle. She was in pain, but she stayed calm and used the first aid kit she always carries. She put a bandage on her ankle and slowly made her way back to her camp to rest.



The next accident happened a few days later by the river. Anna was preparing dinner when a big insect landed on her arm and bit her. Her arm became swollen and itchy. She quickly took out her first aid kit, put some ice on her arm, and took a pill to help with the swelling. By the next morning, her arm felt better, but she knew she needed to be more careful around insects.

Finally, on her last day, Anna decided to go biking down a mountain trail. She loved the speed, but the path was full of sharp turns. As she was going around a curve, she lost control and fell off her bike. She scraped her knees, elbows, and hands. This time, she felt tired and knew she needed to be more cautious on her next adventure. Despite everything, Anna was proud that she stayed calm and managed each accident.

A Read the text and choose the correct answer.

- What made Anna's hiking accident worse?
 - She was not wearing good shoes.
 - She was carrying a heavy bag.
 - It started to rain, making the path slippery.
 - She was running on the path.
- How did Anna handle the insect bite?
 - She put a bandage on it.
 - She put ice on it and took a pill.
 - She asked someone to help her.
 - She ignored it until the next day.
- Why did Anna fall off her bike on the last day?
 - The bike broke while she was riding.
 - She lost control on a sharp turn.
 - She was riding too fast on a flat path.
 - She hit a rock and fell.
- What lesson did Anna learn from her accidents?
 - To only go on adventures with friends.
 - To travel with a lot of equipment.
 - To be more careful and prepared.
 - To always go slower on a bike.
- Which of the following best describes Anna's attitude during her accidents?
 - She was scared and asked for help each time.
 - She remained calm and took care of herself.
 - She felt angry and wanted to go home.
 - She did not know what to do.

UNIT 1 PRACTICE

Reading 2: Weird Accidents

Strange accidents happen to everyone! Last week, Tom, Jenny, and Sam each had an unusual experience.

Tom had just made a fresh cup of coffee and was walking to his desk when his cat ran in front of him. He tripped, and the coffee spilled all over his important work papers. He tried to dry the papers with a hair dryer, but they were still stained, so he had to rewrite everything. Tom learned to be more careful when his cat is around.



Jenny was playing catch with her brother in the garden. She threw the ball hard, but her brother missed it, and the ball flew into their neighbor's window, breaking the glass. Jenny and her brother apologized to the neighbor and offered to pay for the repair. She felt bad, but she knew it was the right thing to do.

Sam had a different kind of accident. At a family dinner, he reached into a large cookie jar to get the last cookie, but his hand got stuck! He tried to pull it out, but it wouldn't move. Finally, his little sister had to help him turn the jar to free his hand. Sam felt a bit silly, but his family had a good laugh about it.

- A** Match each person with the situation that describes their accident.
There is one situation each person did NOT experience.

People:

A: Tom

B: Jenny

C: Sam

Situations

1. This person had to say sorry to someone.
2. This person learned to be more careful.
3. This person made their family laugh.
4. This person offered to pay for a repair.

Writing Task: Write an Email Refusing an Invitation

- A** Imagine that your friend invited you to a picnic this weekend, but you had a small accident and can't go. Write an email to your friend explaining what happened.

Include the following points:

- Thank your friend for inviting you and say you are sorry you can't go.
- Describe what happened and explain why you can't join the picnic.
- Suggest meeting another time when you feel better