

### คำอธิบายรายวิชาเพิ่มเติม

กลุ่มสาระการเรียนรู้ ภาษาต่างประเทศ

รายวิชา ภาษาอังกฤษฟัง-พูด

ระดับชั้น ประถมศึกษาปีที่ 4

ภาคเรียนที่ 1

เวลา 20 ชั่วโมง

จำนวน 0.5 หน่วยกิต

#### ผลการเรียนรู้

ปฏิบัติตามคำสั่ง คำขอร้อง และคำแนะนำง่าย ๆ ที่ได้ฟังหรืออ่าน สามารถอ่านออกเสียงคำ สะกดคำ กลุ่มคำ ประโยค ข้อความง่าย ๆ และบทพูดเข้าจังหวะถูกต้องตามหลักการอ่าน พูดหรือเขียนได้ตอบในการสื่อสารระหว่างบุคคล ข้อมูลเกี่ยวกับตนเองเรื่องใกล้ตัว แสดงความต้องการของตนเองและขอความช่วยเหลือในสถานการณ์ง่าย ๆ พร้อมทำท่าประกอบอย่างสุภาพตามมารยาทสังคมและวัฒนธรรมของเจ้าของภาษา

#### ตารางวิเคราะห์ผลการเรียนรู้

สาระการเรียนรู้	ตัวชี้วัด		
สาระที่ 1	ต 1.1 ป.4/1-2	ต 1.2 ป.4/1-3	ต 1.3 ป.4/1-2
สาระที่ 2	ต 2.1 ป.4/1-2	ต 2.2 ป.4/1	
สาระที่ 3	ต 3.1 ป.4/1		
สาระที่ 4	ต 4.1 ป.4/1	ต 4.2 ป.4/1	
รวมทั้งหมด	13 ผลการเรียนรู้		

### คำอธิบายรายวิชาเพิ่มเติม

กลุ่มสาระการเรียนรู้ ภาษาต่างประเทศ

รายวิชา ภาษาอังกฤษฟัง-พูด

ระดับชั้น ประถมศึกษาปีที่ 4

ภาคเรียนที่ 2

เวลา 20 ชั่วโมง

จำนวน 0.5 หน่วยกิต

#### ผลการเรียนรู้

ระบุภาพหรือสัญลักษณ์หรือเครื่องหมายตรงตามความหมายของประโยคและข้อความสั้น ๆ ที่ฟังหรืออ่าน สามารถตอบคำถามจากการฟังและอ่านประโยค บทสนทนา หรือนิทานง่าย ๆ พูดหรือเขียนเพื่อขอและให้ข้อมูลเกี่ยวกับตนเอง เพื่อน และครอบครัว พร้อมทั้งแสดงความรู้สึกของตนเองเกี่ยวกับเรื่องต่าง ๆ ใกล้ตัวและกิจกรรมต่าง ๆ สามารถให้ข้อมูล ความเหมือนหรือความแตกต่างระหว่างเทศกาลและงานฉลองตามวัฒนธรรมของเจ้าของภาษา กับของไทย

#### ตารางวิเคราะห์ผลการเรียนรู้

สาระการเรียนรู้	ตัวชี้วัด		
สาระที่ 1	ต 1.1 ป.4/3-4	ต 1.2 ป.4/4-5	ต 1.3 ป.4/3
สาระที่ 2	ต 2.1 ป.4/3	ต 2.2 ป.4/2	
สาระที่ 3	ต 3.1 ป.4/1		
สาระที่ 4	ต 4.1 ป.4/1	ต 4.2 ป.4/1	
รวมทั้งหมด	10 ผลการเรียนรู้		

Let's Communicate!

# Listen Up Speak Out 4

#### ผู้เรียบเรียง

Garrett Bryne  
Kalli King

#### ผู้ตรวจ

อาจารย์อจจราพร ด้วงพริ้ว  
อาจารย์วัณฤทัย พอใจ  
Henry Chukwugbo

#### บรรณาธิการ

อาจารย์แสงตะวัน รัตนเสรีประเสริฐ



บริษัท พัฒนาคุณภาพวิชาการ (พว.) จำกัด

Compass  
Publishing



# Scope and Sequence

How to Use This Book					page 4
Unit 1	Title	Nice to Meet You.			page 7
	Unit Objective	Introduce yourself and those around you			
	Vocabulary	sounds like, enjoy, during, job, guess, confusing, introduction, move, work for, join, subject, difficult			
	Passage 1	Back to School	166 WPM		
	Passage 2	First Day at a New School			
	Passage 3	The New Student			
Unit 2	Title	This is My Family.			page 15
	Unit Objective	Describe a family and details about them			
	Vocabulary	look cool, curly, come from, photo, be married, near, blonde, none, tell a joke, beard, late, used to			
	Passage 1	Who Is She?	179 WPM		
	Passage 2	Do You Come from a Big Family?			
	Passage 3	A Party!			
Unit 3	Title	What Do You Do at School?			page 23
	Unit Objective	Describe a normal day at school and what is in a classroom			
	Vocabulary	semester, take a look, help out, PE, even, mine, snack, extra, everywhere, sure, at least, be worried about			
	Passage 1	What Classes Are You Taking?	178 WPM		
	Passage 2	Do You Know Where My Pencil Case Is?			
	Passage 3	Mondays			
Unit 4	Title	A Chance of Rain			page 31
	Unit Objective	Describe the different types of weather			
	Vocabulary	forecast, cloudy, carry, chance, get wet, temperature, degree, worse, freezing, unusual, luckily, soon			
	Passage 1	Don't Forget Your Umbrella!	178 WPM		
	Passage 2	It's So Hot!			
	Passage 3	Weather Changes			
Unit 5	Title	Where Is It?			page 39
	Unit Objective	Discuss the location of things both inside and outside			
	Vocabulary	pair of, beside, in front of, across from, wall, show, parrot, behind, under, lamp, necklace, keep			
	Passage 1	Have You Seen It?	195 WPM		
	Passage 2	In My Brother's Room			
	Passage 3	My Favorite Poster			
Unit 6	Title	How Do I Look?			page 47
	Unit Objective	Describe what people are wearing in detail			
	Vocabulary	dark, expensive, on sale, striped, polka dot, try on, hold, above, usually, dress, shorts, either			
	Passage 1	Nice Clothes!	191 WPM		
	Passage 2	Does It Look Good on Me?			
	Passage 3	It Really Suits Her.			

Unit 7	Title	Be on Time!		page 55
	Unit Objective	Talk about times and time periods when planning things		
	Vocabulary	except, stop, aquarium, guide, while, practice, museum, schoolwork, literature, chemistry, prepare for, sold out		
	Passage 1	The School Trip	167 WPM	
	Passage 2	Have a Good Trip!		
	Passage 3	The Exam Schedule		
Unit 8	Title	What Do You Like?		page 63
	Unit Objective	Compare objects and express preferences		
	Vocabulary	kind of, take care of, dislike, lovely, bite, scary, bug, go out to eat, snack, spicy, miss, noisy		
	Passage 1	What Lovely Animals!	172 WPM	
	Passage 2	Vegetables!		
	Passage 3	I Like It Here.		
Unit 9	Title	It's Math Time.		page 71
	Unit Objective	Discuss the cost and amount of things		
	Vocabulary	cost, divide, minus, plus, add, piece, enough, pond, prize, subtract, each, in total		
	Passage 1	How Many Dolls?	156 WPM	
	Passage 2	Surprise!		
	Passage 3	How Much?		
Unit 10	Title	It Looks the Best!		page 79
	Unit Objective	Talk about purchasing items and comparison shopping		
	Vocabulary	almost, choice, only, heavier, part, cheaper, might, instead, comfortable, casual, useful, fashionable		
	Passage 1	Buying a Gift	183 WPM	
	Passage 2	Is It New?		
	Passage 3	What Should I Get?		
Unit 11	Title	How Do I Get to the Library?		page 87
	Unit Objective	Give directions to a place indoors and outdoors		
	Vocabulary	public library, street, turn left, far, another, stair, department store, in the middle of, back, bookstore, go straight, bank		
	Passage 1	How Do I Get There?	202 WPM	
	Passage 2	Do You Know Where?		
	Passage 3	A Question		
Unit 12	Title	What Are You Going to Do?		page 95
	Unit Objective	Discuss dates of holidays and family events		
	Vocabulary	holiday, probably, spend, the rest of, lay on, invite, coming up, day off, relax, backyard, barbecue, lake		
	Passage 1	The Holiday	183 WPM	
	Passage 2	The Vacation		
	Passage 3	Coming Up		



# How to Use This Book

This series is designed to further develop young learners' speaking and listening comprehension skills. In this level, students will be preparing themselves for comprehending native-level conversations and information as well as preparing themselves for standardized tests that feature various listening tasks.

## Pre-Listening Warm-Up

The first page of each unit introduces some of the vocabulary students will encounter in the passages from the unit. Each warm-up page begins with a visual exercise that asks students to match words or phrases to pictures. This helps students associate new words with their physical counterpart.

In *Parts B* and *C*, students will practice more new vocabulary words by identifying words in context or additional vocabulary and definition matching exercises.

QR codes are given for every unit to help students quickly access the listening tracks for that unit.

**Listening 1 Back to School**

**A** Listen and match the people with the correct pictures.

1. Mr. Thompson 2. Jenny 3. The new girl

**B** Listen again. You will then hear four statements. Circle **True** or **False**.

1. True False 2. True False  
3. True False 4. True False

**C** Listen and choose the best answer to each question.

1. (a) At a farm (b) In New York (c) At home (d) At school  
2. (a) She went to New York. (b) She went to Canada. (c) She went to her parents' farm. (d) She talked to the new girl.  
3. (a) Jenny's sister (b) A teacher (c) Mr. Thompson's kid (d) A new student

## Listening 1, 2, 3

*Listening 1, 2, and 3* take the vocabulary used on the warm-up page and deliver a dialogue or monologue based on the unit's theme. Each listening page contains one passage and three comprehension exercises based on the passage. *Exercise A* is always a visual-based exercise to get students engaged in the listening as well as provide visual clues. *Exercises B* and *C* alternate between True and False questions, multiple choice questions, or fill-in-the-blank exercises. The various exercises target different thinking skills.

**Speaking Practice**

**A** Listen and say. Practice with a friend.

Hi, where are you from?  
I'm from Florida. We moved here last week because my mom got a job here.  
What do you like to do for fun?  
I like to draw pictures. What do you like to do?

**B** Speak with a friend. Use the conversation in Activity A and these words to help you.

Florida New York Australia Chicago England  
last month Monday two weeks ago  
play an instrument read books watch movies  
play video games cook a meal

**C** Look at the students in the photos. Where are they from? What do they like to do for fun? Role-play with a friend.

England Australia Brazil

## Speaking Practice

In Speaking Practice, students produce key language of the unit in short dialogues and role plays with classmates.

## On Your Own

This section reviews target language for the unit and provides students with an opportunity to use what they have learned in personalized speaking and writing activities.

**On Your Own**

**A** Ask your partners about themselves. Write down their answers.

Name	How old is he/she?	Where is he/she from?	Hobbies (play an instrument, draw pictures, etc.)

**B** Use the information above. Write about one of your partners.

My Partner

My partner's name is \_\_\_\_\_  
He/She is \_\_\_\_\_ years old.  
He/She moved here from \_\_\_\_\_.  
He/She likes to play the piano for fun.

**UNIT TEST**

**A** Look at the pictures. Listen. Choose the statement that best describes the pictures.

1. (a) (b) (c) (d) 2. (a) (b) (c) (d)

**B** Listen. Choose the best response.

3. (a) You're welcome! (b) I'm fine, thank you. (c) I live in New York. (d) Nice to meet you.  
4. (a) I'm fifteen. (b) I'm fine, thank you. (c) I live in New York. (d) Nice to meet you.

**C** You will hear two short dialogues followed by questions. Choose the best answers to the questions.

5. (a) In New York (b) At school (c) At Edward's house (d) At Edward's house  
6. (a) Baking (b) Swimming (c) Hiking (d) Nothing  
7. (a) The girl (b) The boy (c) Neither speaker (d) Both speakers  
8. (a) Chicago (b) New York (c) The Philippines (d) New Jersey

**D** You will hear two short talks followed by questions. Choose the best answers to the questions.

9. (a) Math (b) French (c) English and math (d) Science and English  
10. (a) She is 7 years old. (b) She has two younger sisters. (c) She loves hiking. (d) She moved here last month.  
11. (a) Study English (b) Study science (c) Play board games (d) Watch basketball games  
12. (a) An old student from Japan (b) A new student from America (c) A boy from Tokyo (d) A new teacher  
13. (a) New students (b) A new school (c) Their vacation (d) Weekend plans  
14. (a) Ralph (b) Daniel (c) Manny (d) Simon  
15. (a) His brother's name is Ralph. (b) He and Michelle come from the same country. (c) He is from China. (d) He is going to play basketball this weekend.

## Unit Test

A two-page unit test is provided at the end of each unit to review the material covered. The format of the unit test mimics standardized tests to prepare students for a more formal listening comprehension environment.

## Downloadable Supplemental Materials


Midterm Tests, Final Tests, MP3 Audio, Word Lists, Word Tests, Transcripts, and Answer Keys provide additional teacher and student support.





Scan and find the tracks.

**A Match each picture with the correct word or phrase.**



(a) enjoy



(b) subject



(c) confusing



(d) move

**B Fill in the blanks with the correct words.**

works for

join

job

introduction

Jessica: Good morning, class. We have a new student today. Please listen to his **1**\_\_\_\_\_.


Taylor: Hello! I just moved to this area. My dad got a new **2**\_\_\_\_\_ here. He **3**\_\_\_\_\_ a giant computer company. I'm happy to **4**\_\_\_\_\_ your class. I hope we can be friends.

**C Circle the best word for each sentence.**

1. It's really (difficult / during) to start at a new school.
2. (During / Difficult) your first week, try and make some new friends.
3. Oh, that's great. It sounds (like / guess) you really enjoyed it.
4. I (sounds like / guess) you are the new boy. Nice to meet you.



# Listening 1 Back to School



Listen and match the people with the correct pictures.



1

(a)  
Mr. Thompson




2

(b)  
Jenny




3

(c)  
The new girl



4



5



6



Listen again. You will then hear four statements. Circle **True** or **False**.

- |         |       |         |       |
|---------|-------|---------|-------|
| 1. True | False | 2. True | False |
| 3. True | False | 4. True | False |



Listen and choose the best answer to each question.

- |  |  |
|--|--|
| 1. (a) At a farm<br>(c) At home                                    | (b) In New York<br>(d) At school                           |
| 2. (a) She went to New York.<br>(c) She went to her parents' farm. | (b) She went to Canada.<br>(d) She talked to the new girl. |
| 3. (a) Jenny's sister<br>(c) Mr. Thompson's kid                    | (b) A teacher<br>(d) A new student                         |

# Listening 2 First Day at a New School



Listen. Write the words below the correct pictures.

12 years old  
Jenny's brother


new student  
from England

plays the piano  
from Canada



1

Alice



2

Alex



3

Jenny



4

Robert



Listen again. Fill in the missing words.

Oh, hi! My 1 \_\_\_\_\_ is Alice. It's nice to 2 \_\_\_\_\_ you!

I am from Canada. My 3 \_\_\_\_\_ got  
a new 4 \_\_\_\_\_ here, so we moved.

It's big but 5 \_\_\_\_\_. Both my brother Robert and I like it.

Oh, you have a 6 \_\_\_\_\_? Is he your  
7 \_\_\_\_\_ or older brother?

Yeah, his name is Alex. He's from 8 \_\_\_\_\_.

I think you'll be able to tell us 9 \_\_\_\_\_. Come on,  
Jenny, I'll 10 \_\_\_\_\_ you.



Circle the correct word based on what you heard.

- The school is (old / big / confusing).
- (Jenny's / Alice's / Alex's) dad got a new job here.
- (Robert / Alice / Robert and Alice) moved here from Canada.
- (Alice / Jenny) will introduce (Alice / Jenny) to Alex.





# Listening 3 The New Student

A

Track 05

Listen. What does Alex like? Circle the correct pictures.



B

Track 05

Listen again. Write **T** for true and **F** for false.

- \_\_\_\_\_ Alex's family moved here last month.
- \_\_\_\_\_ Alex's mom teaches drums.
- \_\_\_\_\_ Alex likes the drums more than the piano.
- \_\_\_\_\_ Alex likes math.

C

Choose the best word or phrase to complete each sentence.

- Alex is introducing himself to \_\_\_\_\_.  
 (a) his teacher (b) Jenny  
 (c) all the kids in class (d) Alice
- He has \_\_\_\_\_.  
 (a) an older brother (b) a younger sister  
 (c) two younger brothers (d) no sisters
- The speaker \_\_\_\_\_ basketball.  
 (a) loves watching (b) hates watching  
 (c) loves playing (d) hates playing

# Speaking Practice

A

Track 06

Listen and say. Practice with a friend.



Hi, where are you from?

I'm from **Florida**. We moved here **last week** because my mom got a job here.



What do you like to do for fun?

I like to **draw pictures**.  
What do you like to do?



B

Speak with a friend. Use the conversation in Activity A and these words to help you.

Florida	New York	Australia	Chicago	England
last month		Monday	two weeks ago	
play an instrument		read books	watch movies	
play video games		cook a meal		

C


Look at the students in the photos. Where are they from? What do they like to do for fun? Role-play with a friend.



England



Australia



Brazil



# On Your Own

**A** Ask your partners about themselves. Write down their answers.

Name	How old is he/she?	Where is he/she from?	Hobbies (play an instrument, draw pictures, etc.)

- How old are you?
- Where are you from?
- What do you like to do for fun?

**B** Use the information above. Write about one of your partners.

My Partner

---



---



---



---



---



---



---



---



---



---

My partner's name is **Jane**. She is **11 years old**. She moved here from **New York**. She **likes to play the piano** for fun.

# UNIT TEST


**A** Look at the picture. Listen. Choose the statement that best describes the picture.



1. (a) (b) (c) (d)



2. (a) (b) (c) (d)



**B** Listen. Choose the best response.



3. (a) You're welcome!  
(b) I'm doing fine.  
(c) Nice meeting you.  
(d) OK, thanks!
4. (a) I'm fifteen.  
(b) I'm fine, thank you.  
(c) I live in New York.  
(d) Nice to meet you.

**C** You will hear two short dialogues followed by questions. Choose the best answers to the questions.



5. (a) In New York  
(b) At school  
(c) At Brenda's house  
(d) At Edward's house
6. (a) Biking  
(b) Swimming  
(c) Hiking  
(d) Nothing
7. (a) The girl  
(b) The boy  
(c) Neither speaker  
(d) Both speakers
8. (a) Chicago  
(b) New York  
(c) The Philippines  
(d) New Jersey





**D** You will hear two short talks followed by questions. Choose the best answers to the questions.

9. (a) Math  
(b) French  
(c) English and math  
(d) Science and English
10. (a) She is 7 years old.  
(b) She has two younger sisters.  
(c) She loves hiking.  
(d) She moved here last month.
11. (a) Study English  
(b) Study science  
(c) Play board games  
(d) Watch basketball games
12. (a) An old student from Japan  
(b) A new student from America  
(c) A boy from Tokyo  
(d) A new teacher



**E** You will hear a dialogue followed by questions. Choose the best answers to the questions.

13. (a) New students  
(b) A new school  
(c) Their vacation  
(d) Weekend plans
14. (a) Ralph  
(b) Daniel  
(c) Mandy  
(d) Simon
15. (a) His brother's name is Ralph.  
(b) He and Michelle come from the same country.  
(c) He is from China.  
(d) He is going to play basketball this weekend.



Scan and find the tracks.

**A**

Find the correct meaning for each word.



Curly



Photo



Blonde



Late

- \_\_\_\_\_ (a) a picture made with a camera  
 \_\_\_\_\_ (b) after the expected time  
 \_\_\_\_\_ (c) having waves or curls  
 \_\_\_\_\_ (d) light brown or light yellow hair

**B**

Fill in the blanks with the correct words.

looks cool      come from      is married      telling jokes

1. I \_\_\_\_\_ quite a small family. I am my grandparents' only grandson.
2. My sister is on the left. She \_\_\_\_\_ to the man standing next to her.
3. Your dad \_\_\_\_\_ in that photo. He was so fashionable.
4. My uncle is really funny. He's always \_\_\_\_\_.

**C**

Circle the best word for each sentence.

1. (None / Near) of my brothers and sisters have kids.
2. That's my granddad. He had long hair and a big (none / beard).
3. When I was young, I lived (near / used) to my best friend.
4. She (near / used) to have short hair, but now it's really long.