

หนังสือเรียนรายวิชาพื้นฐาน ภาษาอังกฤษ

RISE UP!

STUDENT BOOK

2

ชั้นประถมศึกษาปีที่ 2
กลุ่มสาระการเรียนรู้ภาษาต่างประเทศ
ตามหลักสูตรแกนกลางการศึกษาขั้นพื้นฐาน พุทธศักราช 2551

ผู้เรียบเรียง

- Justin Wallace

ผู้ตรวจ

- นางจุฑามาศ กำเพ็ชร
- นายอนุรักษ์ พุกประสงค์
- นางสาวทชาศรี ศุขะพันธุ์

บรรณาธิการ

- นางสุชฎมาภรณ์ แคล็ค



พิมพ์ครั้งที่ 1 พุทธศักราช 2568
จำนวนพิมพ์ 5,000 เล่ม



Contents

	Let's Start	8
	Good Morning!	12
	Close The Door	18
	The Bike Is Mine	24
	Are You Wearing A New Jacket?	30
	Where's The Shower?	36
	A Cow Can't Fly	42
	I Go By Bus	48
	It's 10 O'Clock	54
	What Are You Doing?	60
	It's Next To The Park	66
	Shopping At The Market	72
	At The Beach	78



Syllabus For Student Book 2



Unit	Unit Title	Learning Objectives
Let's Start	Let's Start	Learners will learn how to express numbers from 11-20. They will also review vocabulary from Book 1
1	Good Morning!	Learners will more familiar with say greetings for different times of day, saying good bye, and ask and answer simple questions about themselves and their classmates
2	Close The Door!	Learners will become more familiar with identifying classroom objects, and be able to give and respond to simple instructions
3	The Bike Is Mine	Learners will be able to identify different types of people in their lives, and be able to describe that objects belong to different people
4	Are You Wearing A New Jacket?	Learners will become more familiar with describing clothing and accessories, and be able to ask and answer questions about what people are wearing
5	Where's The Shower?	Learners will be able to identify more rooms and objects in a home, and be able to describe their location
6	A Cow Can't Fly	Learners will be able to identify common farm animals, and describe the animals' abilities
7	I Go By Bus	Learners will be able to identify types of transport and say what type of transport people use to travel to various places
8	It's Ten O'Clock!	Learners will begin to be familiar with describing common everyday actions and time phrases
9	What Are You Doing?	Learners will become more familiar with describing the actions that people are doing now, and learn more language about hobbies
10	It's Next To The Park	Learners will be able to ask for, give and understand information about the location of certain places in a town or city
11	Shopping At The Market	Learners will be able to ask and answer questions about quantity and prices, and learn more vocabulary about food and drinks
12	At The Beach	Learners will be able to answer questions about objects and actions that people are doing at the beach



Vocabulary	Grammar / Structures	Language Pattern Example
numbers 11-20, some vocabulary from Book 1		
age, apartment, good afternoon, goodbye, good morning, far from, full name, house, later, live, near, road, see, spell, street, tomorrow	question word: Where?	Where do you live? I live on Brown Road.
board, bookcase, careful, classroom, close, door, floor, look at, page, open, playground, put, stand, sit, wall, window	imperative verb: instructions	Sit down, please. / Open your books to page 12.
aunt, blocks, cousin, daughter, drink bottle, fire truck, fox, hamster, granddaughter, grandparent, grandson, parent, pencil case, scooter, son, uncle	question word: Whose?	Whose shoes are those? Those are hers. / Whose ball is that? That ball is mine.
belt, blouse, boots, cap, carry, flip-flops, glasses, handbag, hat, put on, sneakers, sweater, take off, uniform, wear	present continuous: with Is/Am/Are? questions	Are you wearing a brown cap? Yes, I am. / No, I'm not. I'm wearing a red cap.
bathroom, bath, mat, mirror, sink, shower, soap, towel, living room, armchair, clock, table, fan, cupboard, rug, sofa	prepositions of place: in, on, under	Where is the sink? It's under the mirror.
can, chicken, cow, donkey, duck, farm, goat, goose/geese, horse, hop, jump, mouse/mice, rooster, sheep, talk, walk	verb: can for ability (animals)	Can a duck walk? Yes, it can walk. / Can a cow hop? No, it can't hop.
boat, bus, car, go, helicopter, home, motorbike, plane, ship, track, train, tram, truck, van, wheel, work	question word: How do/does?	How do you go to school? I go to school by bus.
brush my teeth, do my homework, eat breakfast, eat lunch, eat dinner, get dressed, go to bed, go home, go to school, learn English, o'clock, read books, start lessons, take a shower, wait for the school bus, wake up	preposition of time: at 7 o'clock	When do you eat lunch? I eat lunch at 12 o'clock.
bouncing / catching / kicking / throwing a ball, drawing pictures, listening to music, playing the guitar / piano / violin, playing volleyball / tennis, reading stories, skateboarding, taking photos, watching television	present continuous: What? question	What are you doing? I am reading stories.
behind, between, bookstore, clinic, fire station, hospital, in front of, next to, office building, opposite, on the corner, park, police station, repair shop, restaurant, supermarket	prepositions of place: behind, between ...and, in front of, on the corner, near, next to	Where is the park? The park is next to the hospital.
beans, buy, carrot, corn, eggs, fish, gram/kilogram, juice, meat, onion, peas, potato, rice, tomato, vegetables, water	question words: How much does it cost? How much do they cost? (asking about prices)	How much do the carrots cost? The carrots cost \$2. / How much does the juice cost? It costs \$6.
beach, beach umbrella, bucket, build, children, coconut, collect, man, palm tree, sand, sandcastle, sea, seashell, spade, surf, woman	present continuous: Who? Where? How many? questions	Who is reading under the beach umbrella? Two women are reading under the beach umbrella. Where is the girl drinking a coconut? She's drinking a coconut next to the palm tree.



Numbers 11 to 20

Listen and repeat.



Listen and letter a-j.











Match the words and numbers.

- | | |
|------------|------|
| fourteen ● | ● 11 |
| thirteen ● | ● 12 |
| eleven ● | ● 13 |
| fifteen ● | ● 14 |
| twelve ● | ● 15 |

- | | |
|------|-------------|
| 16 ● | ● seventeen |
| 17 ● | ● twenty |
| 18 ● | ● nineteen |
| 19 ● | ● sixteen |
| 20 ● | ● eighteen |

Clothing

Write the words under the pictures.

 _____	 _____	 _____	 _____
 _____	 _____	 _____	 _____

Play with a friend. Choose a person. Don't say their name.
Try to guess your friend's person.



Do they have black shoes?

Do they have a brown jacket?

Is your person Maria?

Yes, they do.

No, they don't.

Yes, it is!



Matt



Jane



Jim



Kiko



Ken



Maria



Bill



Grace

My Toys

Find who has my toys!



1 Who has my basketball?

a. my mother

b. my grandma

c. my father

2 Who has my doll?

a. my grandpa

b. baby

c. my father

3 Who has my balloon?

a. my grandma

b. my grandpa

c. my mother

4 Who has my board game?

a. baby

b. my brother

c. my sister

My Bedroom

Down

1




2



4



7



Across

3



5



6



8



Unit 2

Close The Door



Vocabulary

Listen and number.



☐ door



☒ 1 classroom




☐ open



☐ sit (down)



☐ page



☐ wall



☐ put (up)



☐ board



☐ bookcase



☐ stand

Listen again and repeat.





Open The Window

Read with a friend.



Sit down,
please.



Open your books
to page 12.



Fill the gaps.

● stand ● open ● put ● write

1 _____ the door, please!



2 _____ by the teacher.



3 _____ your name on the board.



4 _____ the book in the bookcase, please!



Stand up	,	please!
Sit down	,	
Open	the door,	
Look at	the board,	
Put	the book in the bookcase,	



Listening

In The Classroom

Extra Vocabulary!

A. Listen and circle.




1 careful | carry



2 door | floor



3 close | open



4 window | wall



5 park | playground



6 look at | listen to

B. Listen and circle.



1 a



b



c



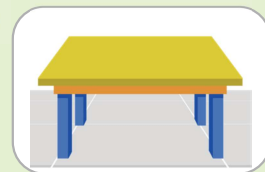
2 a



b



c



3 a



b



c



4 a



b



c





Things In The Classroom

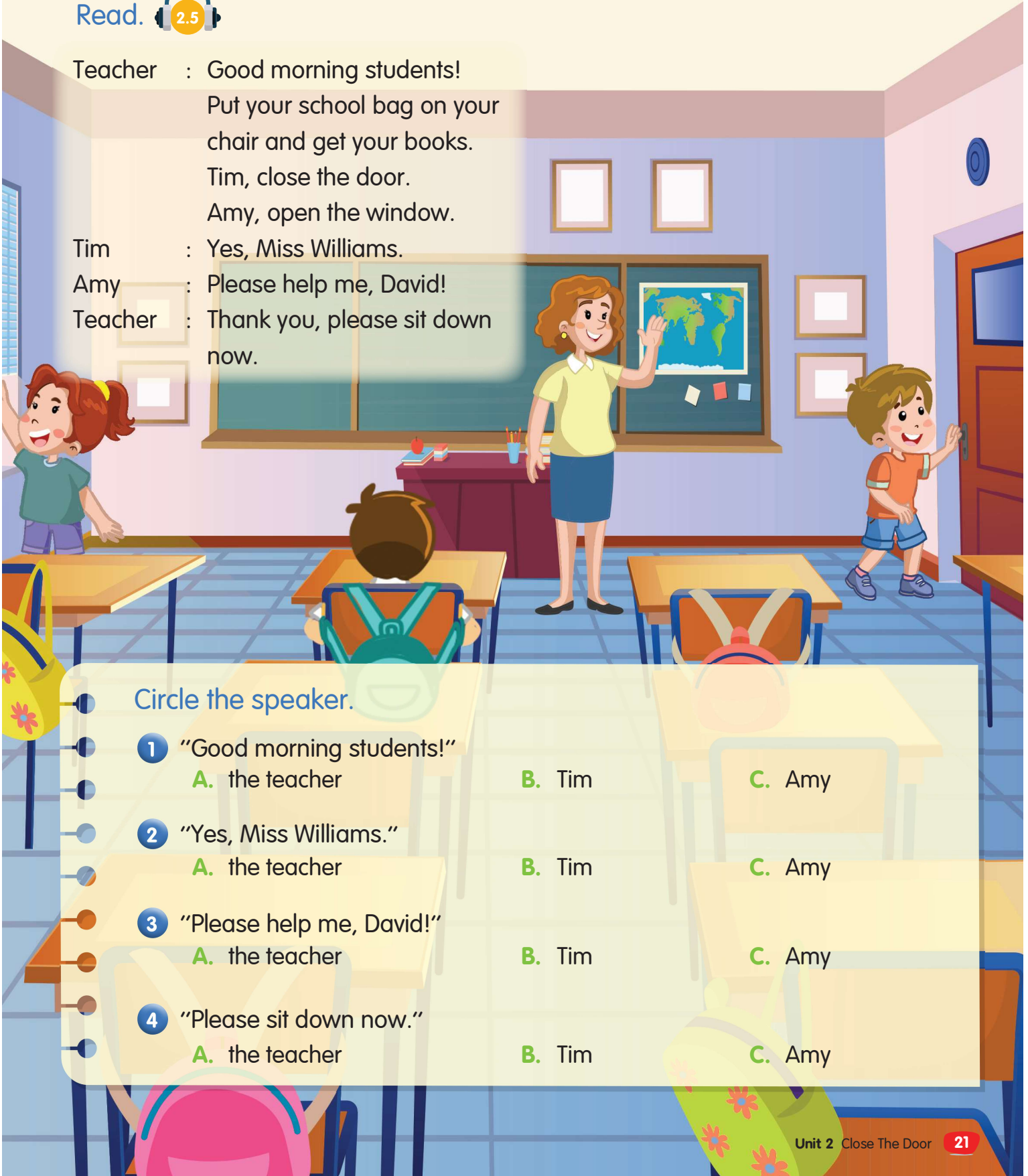
Read.  2.5

Teacher : Good morning students!
Put your school bag on your
chair and get your books.
Tim, close the door.
Amy, open the window.

Tim : Yes, Miss Williams.

Amy : Please help me, David!

Teacher : Thank you, please sit down
now.



Circle the speaker.

1 "Good morning students!"

A. the teacher

B. Tim

C. Amy

2 "Yes, Miss Williams."

A. the teacher

B. Tim

C. Amy

3 "Please help me, David!"

A. the teacher

B. Tim

C. Amy

4 "Please sit down now."

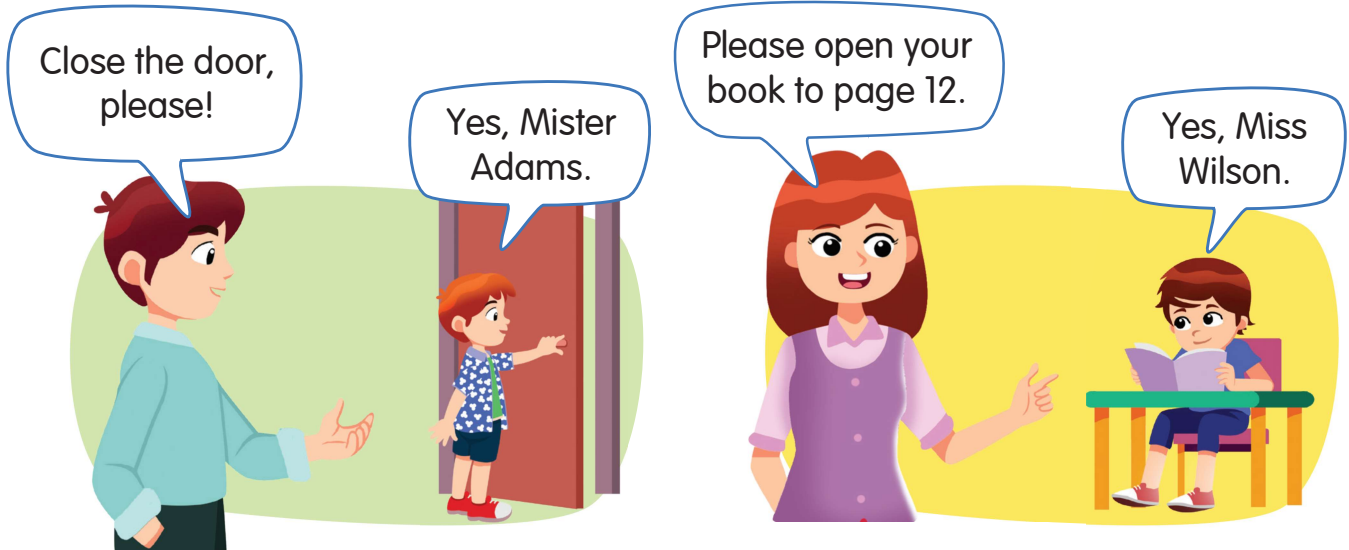
A. the teacher

B. Tim

C. Amy



Things To Do In The Classroom



Talk to a friend about what the teacher is saying in each picture.
Write the instructions.

1



Open the window, please!

2



_____ the _____, please!

3



Please _____ down.

4



_____ at me, _____.



Activity

Unit 2

Fun In The Classroom!

- Listen to the teacher.
- Follow their instructions when they say, "A clever cat".
- Don't follow if they don't say, "A clever cat".



- Make a group of three or four.
- Now, practice giving and following instructions.