

หนังสือเรียนรายวิชาพื้นฐาน ภาษาอังกฤษ

RISE UP!

STUDENT BOOK

3

ชั้นประถมศึกษาปีที่ 3
กลุ่มสาระการเรียนรู้ภาษาต่างประเทศ
ตามหลักสูตรแกนกลางการศึกษาขั้นพื้นฐาน พุทธศักราช 2551

ผู้เรียบเรียง

- Ashley Wutke

ผู้ตรวจ

- นางจุฑามาศ กำเพ็ชร
- นายอนุรักษ์ พุกประสงค์
- นางสาวทชาศรี ศุขะพันธุ์

บรรณาธิการ

- นางสุชฎมาภรณ์ แคล็ค



พิมพ์ครั้งที่ 1 พุทธศักราช 2568
จำนวนพิมพ์ 5,000 เล่ม



Contents

	Let's Start	8
	Bodies In Action	12
	My Father Is A Dentist	18
	I Am From Indonesia	24
	Look Up!	30
	It's Windy!	36
	My Daily Routine	42
	A Bowl Of Soup, Please!	48
	Can I Use Your Computer?	54
	How Often?	60
	Cupcakes For My Grandmother	66
	She's Good At Skating	72
	Buzzzz! Bees Are Smaller	78



Syllabus For Student Book 3



Unit	Unit Title	Learning Objectives
Let's Start	Let's Start	Learners will learn how to express numbers from 21-50. They will also review vocabulary from Book 2
1	Bodies in Action	Learners will become more familiar with parts of the body and actions that they can or can't do with them
2	My Father Is A Dentist	Learners will be able to identify some common jobs, be able to ask and answer questions about different people's jobs and where they work, and know how to use possessive apostrophe's accurately
3	I Am From Indonesia	Learners will learn about ordinal numbers from 1st to 10th, become familiar with the names of some countries, and be able to describe certain foods that come from these countries
4	Look Up!	Learners will be able to describe natural things that can be seen in the day and night sky, and become more familiar with expressing the days of the week
5	It's Windy!	Learners will be able to describe weather and express what is suitable to wear during certain types of weather
6	My Daily Routine	Learners will become more familiar with describing common everyday actions and using a variety of time phrases
7	A Bowl Of Soup, Please!	Learners will be able to ask and answer questions about offering food, and use partitives to express amounts of food and drinks
8	Can I Use Your Computer?	Learners will be able to identify common devices and ask and answer questions about permission
9	How Often?	Learners will be able to express the frequency of certain actions using adverbs of frequency and plural day forms
10	Cupcakes For My Grandmother	Learners will become more familiar with identifying people and be able to describe what people are doing using indirect objects
11	She's Good At Skating	Learners will become more familiar with talking about hobbies, this time learning how to express the manner in which people do these certain hobbies
12	Buzzzz! Bees are Smaller	Learners will be able to identify common animals and insects that can be found in a garden, and be able to use short comparative adjectives to do so



Vocabulary	Grammar / Structures	Language Pattern Example
numbers 21-50, some vocabulary from Book 2		
back, bend, clap, elbow, finger, knee, move, neck, point to, pull, rub, shake, shoulder, stretch, stomach, toe, tooth/teeth, touch	<ol style="list-style-type: none"> imperative verbs: actions with our bodies can: ability (humans) 	<ol style="list-style-type: none"> Touch your toes. Can you touch your toes? Yes, I can. / No, I can't.
chef, cashier, dentist, doctor, driver, firefighter, fisherman, janitor, job, manager, mechanic, nurse, pilot, police officer, receptionist, server, shop assistant, vet	<ol style="list-style-type: none"> possessive apostrophe article: a/an with jobs 	<ol style="list-style-type: none"> What is your father's job? He's a dentist. He works at a clinic.
1st-10th (numerical & word form), Australia, China, India, Indonesia, South Korea, Thailand, The USA, Vietnam	<ol style="list-style-type: none"> common question: Where are you from? ordinal numbers (1st - 10th) 	<ol style="list-style-type: none"> Where are you from? I am from Thailand. Where are the first students from? They are from South Korea.
cloud, daytime, fog, Monday, Tuesday, Wednesday, Thursday, Friday, Saturday, Sunday, moon, nighttime, rain, rainbow, sky, snow, sun, wind	<ol style="list-style-type: none"> question words: What? + can for ability prepositions of time: on (days of the week), at nighttime, in the daytime 	1&2. It is daytime on Monday. What can you see? I can see clouds. I can't see the moon.
cloudy, coat, cold, cool, fine, foggy, gloves, hot, icy, rainy, scarf, snowy, stormy, sunglasses, sunny, swimsuit, warm, windy	<ol style="list-style-type: none"> common question: What's the weather like? conjunction: when 	<ol style="list-style-type: none"> What's the weather like? It's rainy today. What do you wear when it's sunny? I wear sunglasses when it's sunny.
after, at night, before, comb my hair, in the afternoon, in the evening, in the morning, feed my pet, get up, go to sleep, have a snack, help my mom, pack my school bag, practice the drums, watch cartoons, take a break, chat with my friends, wash my face	<ol style="list-style-type: none"> present simple: for daily routines prepositions of time: in the morning, in the afternoon, in the evening, at night, before that, after that 	<ol style="list-style-type: none"> What do you do in the morning? I comb my hair in the morning. After that, I feed my pet. What do you do after school? I go home.
bottle, bowl, cereal, cheese, coffee, cup, fried rice, glass, pasta, pie, piece, plate, porridge, salad, slice, soda, soup, tea	<ol style="list-style-type: none"> polite offers & responses: What would you like? I would like, please. partitives: a cup of, a glass of 	<ol style="list-style-type: none"> What would you like? / I would like a bowl of soup, please. a bowl of soup / a cup of tea
battery, borrow, cable, charge, click, computer, device, headphones, the internet, keyboard, laptop, mouse, password, phone, speakers, tablet, use, watch	<ol style="list-style-type: none"> verbs: 'can' for requests verbs: 'can' for permission, 'can't' for refusal 	<ol style="list-style-type: none"> Can I use your computer? Yes, you can. / No, you can't. Sorry!
always, every day / week, go for a walk, go shopping, have a language lesson, listen to pop music, never, often, on weekends, play a musical instrument, play baseball / hockey, rarely, stay at home, sometimes, speak English, weekend, visit my grandparents	<ol style="list-style-type: none"> plural 's' for days for the week & weekends (repeated actions) adverbs of frequency: always, often, sometimes, never, every day/week, on Mondays, on weekends 	1&2. How often do you go swimming? I always go swimming on weekends.
ask a question, bake cupcakes, buy a gift, cook a meal, fix a bicycle tire, give a letter, grandfather, grandmother, husband, make a bracelet, nephew, niece, send a party invitation, teach math, tell a secret, wife, wish good luck, write a message	<ol style="list-style-type: none"> sentences: with indirect objects indirect object prepositions: for, to 	1&2. What is she doing? She is baking cupcakes for her grandmother.
badly, beautifully, carefully, dancing, diving, happily, ice skating, loudly, quietly, quickly, playing keyboard, riding a scooter, roller skating, sailing, slowly, terribly, well, writing stories	<ol style="list-style-type: none"> adverbs: manner verb phrase: be good at + n 	<ol style="list-style-type: none"> How does she draw? She draws well. Are you good at ice skating? Yes, I am. / No, I'm not.
bat, bee, beetle, big, butterfly, cute, eagle, fly, garden, long, parrot, short, small, snail, snake, spider, swan, ugly	<ol style="list-style-type: none"> adjectives: comparatives (short with -er than) articles: a, an (with the comparative) 	1. Which is bigger? A fox is bigger than a frog.



Complete the sentences about the picture. Use these words.

taking photos

reading a book

kicking a ball

riding a bike

playing the guitar

eating ice cream

skateboarding

flying a kite

1 My grandparents are

_____.

3 My cousins are

_____.

5 The girls are

_____.

7 My parents are

_____.

2 My aunt is

_____.

4 The boy is

_____.

6 My uncle is

_____.

8 I am

_____.

Numbers 21-50

Let's Start

Talk with a friend about what you can see in the picture.



Write the types of transport below. Now, listen and repeat.

				
_____	_____	_____	_____	_____
twenty-one	twenty-two	twenty-three	thirty-four	thirty-five
				
_____	_____	_____	_____	_____
thirty-six	forty-seven	forty-eight	forty-nine	fifty

Fun at the Beach



Look at the picture. Circle the correct words.

- 1 The seashell is **under** / **next to** the ball.
- 2 The number **fifty** / **fifteen** is on the beach umbrella.
- 3 The bag is **in front of** / **between** the beach chair.
- 4 The beach chair has the number **forty-six** / **forty-four** on it.
- 5 A boy is building a **sandcastle** / **boat** with a **towel** / **spade**.
- 6 A boy is wearing a green and orange hat with the number **twenty-seven** / **twenty-three** on it.

Places Around Town

Let's Start

Look at the buildings on the map. Write the names of the places.



Fill the gaps. Use the words in the box below.

next to

between

opposite

in front of

behind

- 1 The park is _____ the bus station.
- 2 The restaurant is _____ the dentist.
- 3 The police station is _____ clinic and fire station.
- 4 The fire station is _____ the bus station.
- 5 The hospital is _____ the park.

Unit

1

Bodies In Action

A-Z

Vocabulary

Listen and number.


1.1



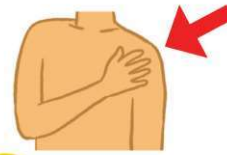
teeth



stomach



neck



touch



bend



toes



point to



back



knee

Listen again and repeat.

1.2



Can You Do It?

Read with a friend.



Can you touch your toes?

Yes, I can.



No, I can't.



Look at the pictures. Answer the questions.

1 Can we bend our bodies?



2 Can he bend his knee?



3 Can you touch your stomach?



4 Can they touch their backs?



5 Can I point to my neck?



6 Can she point to her teeth?



Can	I	touch	my	toes?	Yes,	I	Can
	you		your			you	
	he / she		his / her		No,	he / she	Can't
	we		our			we	
	they		their			they	






Listening

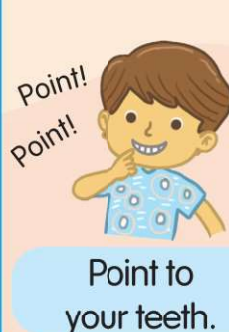
We Can Move Our Bodies!

Extra Vocabulary!

A. Listen and circle. 



B. Listen to the chant. Do the actions. 



Do it!
Do it!

Do it again!



Read.



Our Bodies

The human body is great!
We can move our bodies in many ways.
We have two arms, two knees,
two elbows, and two shoulders.
I can stretch my arms.
I can bend my knees and elbows.
I can touch my shoulders.
The human body also has ten fingers and ten toes!
I can touch my toes with my fingers.
We can do many actions with our bodies!



Answer the questions.

- 1 How many elbows do we have?
We have _____.
- 2 How many shoulders do we have?
We have _____.
- 3 What can we bend?
We can bend our _____ and our _____.
- 4 What can we do to our shoulders?
We can _____ our shoulders.
- 5 How many fingers and toes do we have?
We have _____ fingers and 10 _____.
- 6 What can we touch?
We can touch our _____.



Speaking and Writing

What Can They Do?



Ask your friend.

1 Can you touch your back?

Ask your friend.

2 Can you clap your hands?

3 Can you rub your stomach?

4 Can you stretch your back?

5 Can you shake your fingers?

6 Write your own question here:
Can you ~~~~~?

Circle their answer.

1 ☐ Yes, I can. or
☐ No, I can't.

Write their answers.

2 _____

3 _____

4 _____

5 _____

6 _____



Activity

Unit
1

Actions With Our Bodies!

Challenge!

Make groups of 4.

Who can do these actions in your group? Try to do them all!

Write the names of who can do the actions.

1



Can you hold
your breath for 13
seconds?

Names: _____

2



Can you hop on
one leg 30 times?

Names: _____

3



Can you count
backwards from
20 to 1?

Names: _____

4



Can you say 15 parts
of your face and body?

Names: _____

5



Can you clap
your hands 40
times?

Names: _____

6



Can you put a pencil
on your head for
35 seconds?

Names: _____



Write your own question.

Can you _____

Names: _____