

หนังสือเรียนรายวิชาพื้นฐาน ภาษาอังกฤษ

RISE UP!

STUDENT BOOK

4

ชั้นประถมศึกษาปีที่ 4
กลุ่มสาระการเรียนรู้ภาษาต่างประเทศ
ตามหลักสูตรแกนกลางการศึกษาขั้นพื้นฐาน พุทธศักราช 2551

ผู้เรียบเรียง

- Ashley Wutke

ผู้ตรวจ

- นางจุฑามาศ กำเพ็ชร
- นายอนุรักษ์ พุกประสงค์
- นางสาวทชาศรี ศุขะพันธุ์

บรรณาธิการ

- นางสุชฎมาภรณ์ แคล็ค



พิมพ์ครั้งที่ 1 พุทธศักราช 2568
จำนวนพิมพ์ 5,000 เล่ม



Contents

	Let's Start	8
	She Has Long, Curly Hair	12
	My Friendly Neighbor	18
	What's The Matter?	24
	Cooking In The Kitchen	30
	Around The Farm	36
	The Largest Animal In The Zoo	42
	School Rules	48
	She Sings Better Than I Do	54
	Going Places	60
	Did You Climb A Tree?	66
	A School Trip	72
	Time For A Vacation!	78



Syllabus For Student Book 4



Unit	Unit Title	Learning Objectives
 Let's Start	Let's Start	Learners will learn how to express numbers from 51-100. They will also review vocabulary from Book 3
1	She Has Long, Curly Hair	Learners will be able to ask about people's names and be able to describe people's appearance using sentences with 'to have' and 'to be'
2	My Friendly Neighbor	Learners will be able to describe people's personality and use ordinal numbers from 11th-20th
3	What's The Matter?	Learners will be able to ask and answer questions about common health ailments, and express different levels of necessity to cure them
4	Cooking In The Kitchen	Learners will be able to identify common objects in a kitchen, and be able to ask and answer questions about the use of these objects
5	Around The Farm	Learners will be able to make suggestions about doing activities on a farm and be able to tell the time in digital format
6	The Largest Animal In The Zoo	Learners will be able to identify common zoo animals, and be able to use ask and answer questions using short superlative adjectives to do so
7	School Rules	Learners will be able to describe school rules and other actions at school using 'must' and 'have to'
8	She Sings Better Than I Do	Learners will become more familiar with talking about different activities and learn how to compare in which manner people do these activities
9	Going Places	Learners will become more familiar with describing places in town or city, and learn how to ask and answer questions about the purpose of going to certain places
10	Did You Climb A Tree?	Learners will be able to talk about actions that happened in the past using regular past simple verbs and past time phrases with yes/no questions
11	A School Trip	Learners will be able to talk about actions that happened in the past (on a school trip in the countryside) using regular and irregular past verbs, and be able to use 'when' to join to sentences
12	Time For A Vacation!	Learners will be able to talk about actions that happened in the past (on vacation) using regular and irregular past verbs, and be able to use 'could' in the past



Vocabulary	Grammar / Structures	Language Pattern Example
numbers 51-100, vocabulary from Book 3		
bald, beard, be called, blond, braces, chubby, curly, dark, eyebrows, fair, good-looking, medium-length, moustache, pretty, straight, tall, thick, thin	<ol style="list-style-type: none"> 1. phrase: be called 2. common question: What does she look like? (asking about appearance)" 	<ol style="list-style-type: none"> 1. What are you called? I am called Lisa. 2. What does she/he look like? She has straight, dark hair. She is short and wears glasses.
11th - 20th (numerical and word forms), clever, diligent, friendly, helpful, lazy, naughty, patient, polite	<ol style="list-style-type: none"> 1. common question: What's she like? (asking about personality) 2. ordinal numbers (11th-21st) 	<ol style="list-style-type: none"> 1. What's your mother like? She's friendly. 2. Sally lives on the 16th floor.
a cold, call an ambulance, cry, earache, feel, headache, ill, oh dear!, rest, see a dentist, see a doctor, sick, stomachache, take a nap, take medicine, a temperature, tired, toothache	<ol style="list-style-type: none"> 1. common question: What's the matter? 2. verbs: verb + infinitive (have to, need to, want to)" 	<ol style="list-style-type: none"> 1. What's the matter? I have a toothache. 2. I have to see a doctor. / She needs to take medicine.
boil, chopsticks, cool, cut, dishes, fridge, fry, fork, heat, kitchen, knife, lots of, oven, pan, pot, spoon, stove, toaster	<ol style="list-style-type: none"> 1. verbs: 'use' something 'for doing' something 2. verbs: 'using' something 'to do' something 	<ol style="list-style-type: none"> 1. What do we use a spoon for? We use a spoon for eating cereal. 2. What are you doing? I'm using chopsticks to eat my lunch.
a.m., bake bread, clean the barn, collect eggs, countryside, cut the grass, drive a tractor, farmer, grill steaks, grow vegetables, make breakfast, milk the cows, p.m., pick fruit, plant corn, pond, shut the gate, village	<ol style="list-style-type: none"> 1. verbs: shall (making suggestions) 2. telling the time: digital time (7:30 a.m. = seven-thirty a.m.) 	<ol style="list-style-type: none"> 1. What shall we do? Let's plant corn. 2. What time do you bake bread? We bake bread at 6 a.m.
best, crocodile, elephant, giraffe, gorilla, hippo, kangaroo, large, lion, monkey, noisy, panda, rhino, scary, strong, tiger, tortoise, zebra	<ol style="list-style-type: none"> 1. question words: Which? (with superlatives) 2. superlative adjectives (short with the...-est) 	<ol style="list-style-type: none"> 1. Which animal is the strongest in the zoo? 2. The elephant is the strongest animal in the zoo.
arrive on time, be late, be mean, bring my books, cheat on tests, complete my homework, forget my pencil case, have to, make a mess, make noise, must, pay attention to, put trash in the can, run in the hallways, study for exams, try hard, use my cellphone, wear a uniform	<ol style="list-style-type: none"> 1. verbs: must (obligation) - must not (prohibition) 2. verbs: have to (required to) 	<ol style="list-style-type: none"> 1. What must you do at school? We must arrive on time. We must not be late. 2. What do you have to do at school? I have to listen to the teacher.
amazingly, cleverly, dangerously, difficultly, easily, goal, nicely, better, faster, harder, higher, members, net, score, straighter, team, winner, worse	<ol style="list-style-type: none"> 1. comparative adverbs: regular using 'more ...-ly than' 2. comparative adverbs: irregular: better, faster, harder, higher, straighter, worse" 	<ol style="list-style-type: none"> 1. Toni kicks the ball harder than her sister. 2. Who kicks the ball harder? Kenny kicks the ball harder than me.
bank, cafe, catch a bus, do exercise, excuse me, extinct animals, get money, go straight ahead, museum, pick up a package, sports center, swimming pool, stadium, bus stop, train station, turn left, turn right, watch a concert	<ol style="list-style-type: none"> 1. common question: How do I get to ...? (directions) 2. verbs: verb + infinitive of purpose (go somewhere to 'do something') 	<ol style="list-style-type: none"> 1. Excuse me. How do I get to the park? Go straight ahead and turn left. The park is next to the school. 2. Why do you want to go to the bank? I want to go to the bank to get money.
chatted with my classmates, climbed a tree, dreamed about candy, dressed up as a clown, enjoyed a party, invited my friends over, planted flowers, played with my kitten, practiced the trumpet, studied in the library, tidied my room, traveled to Singapore, tried Italian food, visited the museum, waited at the bus stop, washed the car, watched a sports match, watered the garden	<ol style="list-style-type: none"> 1. question words: Did? (past simple). 2. past simple: regular verbs (with ...-ed) 	<ol style="list-style-type: none"> 1. Did you dream about candy? Yes, I did. / No, I didn't. 2. Did you play games yesterday? Yes, I did. I played video games. / No, I didn't. I practiced the guitar.
adventure, ate, brilliant, had, excited, island, jungle, lake, leaf/leaves, mountain, plant, river, saw, swam, was/were, waterfall, went, wonderful	<ol style="list-style-type: none"> 1. past simple: regular and irregular verbs 2. 'when' clauses: past simple with two events 	<ol style="list-style-type: none"> 1. What did the class do last week? We went on a school trip. 2. We were excited when we saw the mountains.
airport, bought, brought, caught, could, drove, felt, flew, found, got, held, left, lost, rode, sent a postcard, slept, took photos, woke up, wore	<ol style="list-style-type: none"> 1. past simple: irregular verbs (including could: ability in the past) 2. conjunctions: because 	<ol style="list-style-type: none"> 1. Claire could hear her brother listening to music on his headphones. 2. Why did you buy sunglasses? I bought sunglasses because it was sunny.

Talk with a friend about what you can see in the picture.

Answer the questions with yes or no.

- 1 The bat is bigger than the butterfly.
- 2 The bee is longer than the snake.
- 3 The spider is cuter than the swan.
- 4 The beetle is smaller than the eagle.

yes

Circle the answers.

- 1 Which animal is bigger than the parrot?

a. the beetle

b. the butterfly

c. the eagle

- 2 Which animal is smaller than the bat?

a. the fly

b. the eagle

c. the swan

- 3 Which animal is cuter than the snake?

a. the bat

b. the butterfly

c. the spider

A Menu

Talk with a friend about what you can see on the menu.

• MENU •

• Food •

- Vegetable Soup \$4.63
- Chicken Salad \$8.74
- Fries \$3.58
- Fried Rice \$7.86
- Sausages & Eggs \$9.98
- Cheeseburger \$6.93
- Pasta \$11.74

• Drinks •

- Tea \$1.99
- Coffee \$4.95
- Soda \$2.67
- Juice \$3.51

• Breakfast •

- Cereal \$3.87
- Porridge \$2.99

• Dessert •

- Apple Pie \$4.62
- Chocolate Cake \$2.75
- Fruit Salad \$5.64

Write the types of food and drinks below. Now, listen and repeat.



1. juice	2. _____	3. _____	4. _____	5. _____
fifty-one	sixty-two	sixty-three	seventy-four	seventy-five
6. _____	7. _____	8. _____	9. _____	10. _____
eighty-six	eighty-seven	ninety-eight	ninety-nine	one hundred

Actions With Our Bodies

Look at the pictures and fill the gaps.

1 PHILLIP



2 ABIGAIL



3 TOBY



4 WENDY



5 JASON



6 KIMBERLY



1 Phillip is the first student. He can't touch his toes.

2 Jason is the fifth student. He can _____ his shoulder.

3 Kimberly is the sixth student. She can _____ her _____.

4 Toby is the _____ student. He _____ his _____.

5 Wendy is the _____ student. She _____ her _____.

6 Abigail is the _____ student. She _____ her _____.

When It's Sunny

Let's Start

Write the kinds of weather you can see in the pictures.




1. sunny




2. _____



3. _____



4. _____



5. _____



6. _____

Circle the correct words. Then, complete the sentences.

a My cousins wear / wearing _____ gloves when it's icy.



b They wear / wears _____ when it's hot.



c We carries / carry _____ when it's raining.



d I wears / wear _____ when it's sunny.



e Susan wears / wearing _____ when it's windy.



f You wear / wears _____ when it's stormy.



Unit

1

She Has Long, Curly Hair

A-Z

Vocabulary

Listen and number.

1.1



curly



moustache



bald



blond



tall



dark



chubby



handsome



pretty

Listen again and repeat.

1.2



She Is Called Alice

Read with a friend.

What are you called?



I am called Lisa.



Look at the pictures. Answer the questions.

- 1 What is she called?
She is called Alice.



Fred



Alice

- 2 What is he called?



Zoe



Charlie

- 3 What are they called?



Vicky



Paul and Daisy

- 4 _____?
He is called Peter.



Lisa



Peter

- 5 _____?
She is called Vicky.



Toby



Vicky

What	are	you they	called?	They <u>are</u> called Ray and Sam.
	is	he she		She <u>is</u> called Kim.



Listening

He Has Thick Hair

Extra Vocabulary!

A. Listen and circle.



1



a thin | b chubby

2



a curly | b straight

3



a fair | b dark

4



a bald | b braces

5



a moustache | b beard

6



a eyebrows | b eyes

7



a medium-length | b medium-long

8



a hair | b thick

B. Listen and write their names.



a



She is called:

b



He is called:

c



He is called:

d



She is called:

e



He is called:

f



She is called:

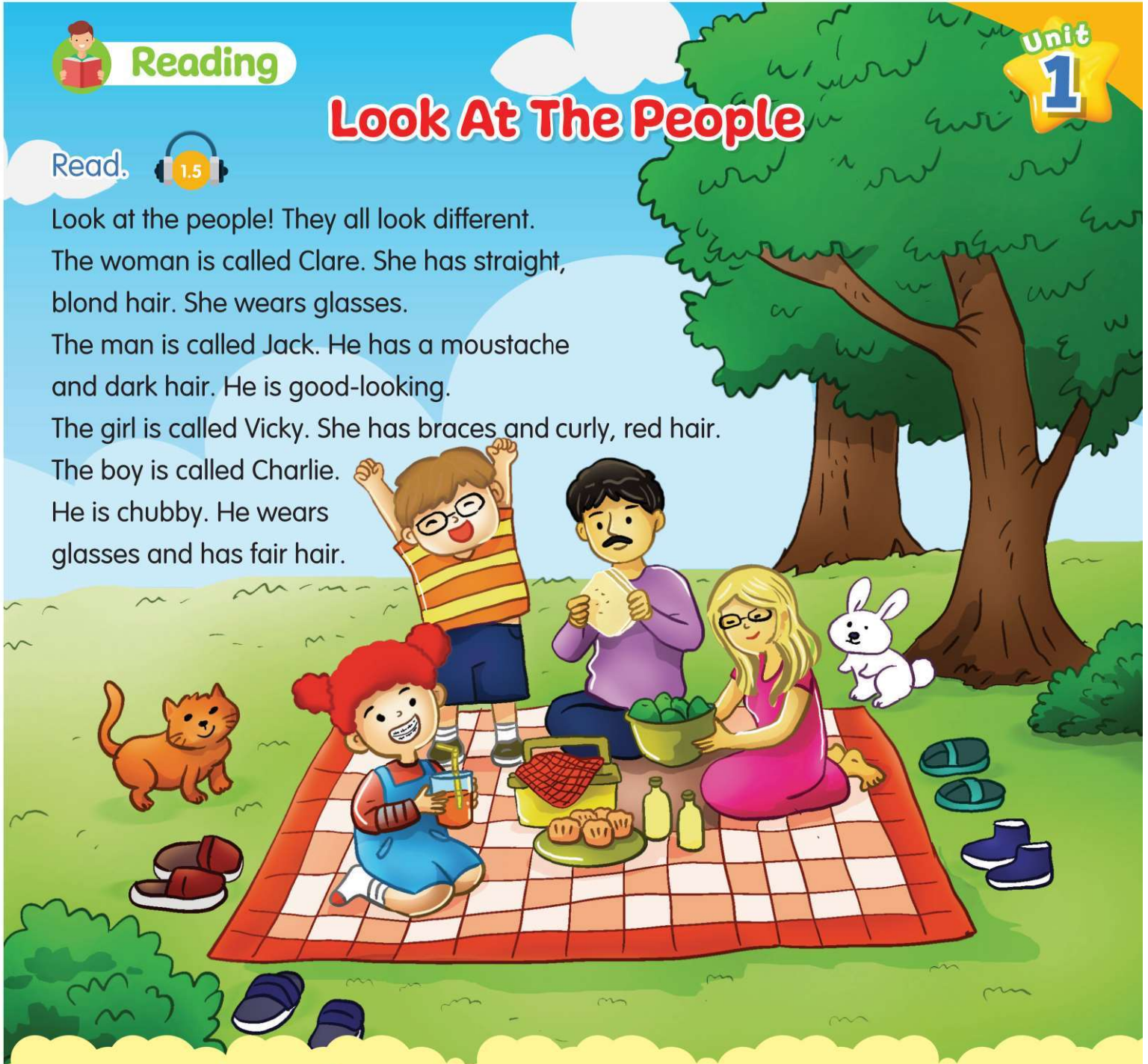


Look At The People

Read.



Look at the people! They all look different.
 The woman is called Clare. She has straight, blond hair. She wears glasses.
 The man is called Jack. He has a moustache and dark hair. He is good-looking.
 The girl is called Vicky. She has braces and curly, red hair.
 The boy is called Charlie. He is chubby. He wears glasses and has fair hair.



Read and put a tick ✓ or a cross ✗.

1 The people all look the same.

☐

2 Vicky has curly, dark hair.

☐

3 Clare has straight, blond hair.

☐

4 Charlie is not thin.

☐

5 Clare has braces.

☐

6 Charlie has blond hair and wears braces.

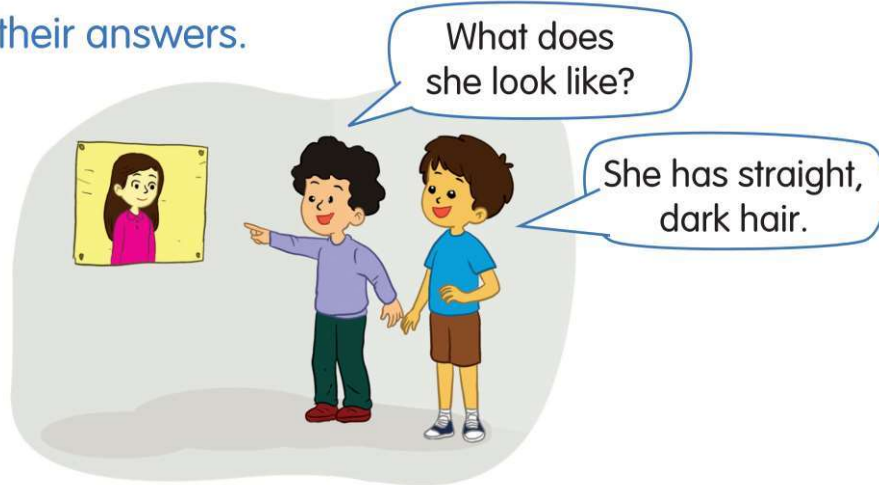
☐



Speaking and Writing

What Does She Look Like?

Ask a friend. Write their answers.



Ask your friend.

1 What does she look like?



Write their answers.

1 She has straight, dark hair.
She doesn't wear glasses.

2 What does he look like?



2

3 What does she look like?



3

4 What does he look like?



4

5 What does she look like?



5



Activity

Unit 1

Guess Who? Challenge!

Work with a partner.
Choose who is A
and who is B.

Student A: look at the pictures and choose one person. Do not
tell your partner. Now, describe your person, e.g., 'He is tall.'

Continue until Student B
is correct. Then, switch
roles and repeat.

Student B: try to guess the person by asking, e.g., 'Is he called Billy?'
If your guess isn't correct, Student A says another sentence to
describe their person. Student B: guess the person again.

