

หนังสือเรียนรายวิชาพื้นฐาน ภาษาอังกฤษ

# Imagine 3

ชั้นประถมศึกษาปีที่ 3

กลุ่มสาระการเรียนรู้ภาษาต่างประเทศ

ตามหลักสูตรแกนกลางการศึกษาขั้นพื้นฐาน พุทธศักราช 2551

ผู้เรียบเรียง

1. Rachel Wilson
2. Daniel Barber

ผู้ตรวจ

1. นายประวิทย์ มั่นปาน
2. นางสาวปรีศนา วราเดชสถิตย์วงศ์
3. นางณิชา มั่นปาน

บรรณาธิการ

นางสาวณิชา วงษ์ลิขิตเลิศ

พิมพ์ครั้งที่ 1

ปีที่พิมพ์ พ.ศ. 2568

จำนวน 30,000 เล่ม

## คำนำ

หนังสือเรียนรายวิชาพื้นฐาน ภาษาอังกฤษ Imagine 3 ชั้นประถมศึกษาปีที่ 3 เล่มนี้ เป็นสื่อการเรียนรู้ในชุดการเรียนการสอนภาษาอังกฤษ Imagine ซึ่งพัฒนาโดย National Geographic Learning และจัดทำจำหน่ายโดย บริษัท ต้นแบบพัฒนา จำกัด หนังสือพัฒนาขึ้นตรงตามมาตรฐานการเรียนรู้และตัวชี้วัดกลุ่มสาระการเรียนรู้ภาษาต่างประเทศ หลักสูตรแกนกลางการศึกษาขั้นพื้นฐาน พุทธศักราช 2551 ชุดการเรียนการสอนแต่ละชั้นประกอบด้วยสื่อการเรียนรู้ 4 รายการ คือ 1) หนังสือเรียน 2) แบบฝึกหัด 3) แผนการจัดการเรียนรู้ และ 4) Audio CD

ชุดการเรียนการสอนภาษาอังกฤษ Imagine มุ่งพัฒนาความรู้และทักษะภาษาอังกฤษของผู้เรียน เน้นการจัดกิจกรรมการเรียนการสอนภาษาอังกฤษเพื่อการสื่อสาร (Communicative Language Teaching–CLT) เพื่อพัฒนาคุณภาพผู้เรียนให้สอดคล้องกับกรอบมาตรฐานความสามารถด้านภาษาอังกฤษที่เป็นสากล (The Common European Framework of Reference Languages–CEFR) กิจกรรมการเรียนรู้ในชุดการเรียนการสอนนี้มีอย่างหลากหลาย เพื่อพัฒนาทักษะการฟัง การพูด การอ่าน และการเขียนของผู้เรียนให้มีคุณภาพตามจุดมุ่งหมายของหลักสูตร

หวังเป็นอย่างยิ่งว่า ชุดการเรียนการสอนภาษาอังกฤษ Imagine 3 นี้ จะช่วยพัฒนาความรู้และทักษะภาษาอังกฤษของนักเรียนได้เป็นอย่างดี

บริษัท ต้นแบบพัฒนา จำกัด

PROUD SUPPLIERS OF

 **NATIONAL  
GEOGRAPHIC**  
LEARNING

บริษัท ต้นแบบพัฒนา จำกัด

เลขที่ 18 ซอยวัฒนาสุขนิเวศน์ แขวงบางขุนนนท์

เขตบางกอกน้อย กรุงเทพฯ 10700

e-mail: tonbapatana@gmail.com โทร. 09 3385 1231

Australia • Brazil • Canada • Mexico • Singapore • United Kingdom • United States



# Scope and Sequence

<b>Welcome</b> p. 4	<b>Free Time</b> fly a kite, make a cake, paint a picture, play a game, play soccer, read a book, sing a song, write a story
<b>Numbers</b> 20 to 100	

## Vocabulary

## Grammar

## Reading

## Phonics

## Song and Value

### 1 Animals p. 7 School Subject: Science



crocodile, elephant, giraffe, hippo, lion, monkey, snake, tiger, zebra  
*Reading:* mud, sleep, work, young

Present progressive: Yes / No questions  
Comparatives with -er

"A Baby Elephant"  
Read about a baby elephant.

**a\_e** as in:  
cake  
game  
snake

Sing about monkeys.  
*Value:* Be interested in animals.

### 2 How's the Weather? p. 15 School Subject: Science



cloudy, cold, hot, raining, snowing, sunny, windy, bring an umbrella, put on a scarf, wear a coat  
*Reading:* brighter, forget, rainbow, sky

*What's + noun + like?* and answers using *It's ...*  
Imperatives

"Rainbows"  
Read about rainbows.

**i\_e** as in:  
bike  
kite  
time

Sing about the weather.  
*Value:* Take care of yourself.

#### UNITS 1-2

Let's Talk p. 23 Being Polite

Video pp. 24-25 "The National Zoo"

Review p. 26 Units 1-2

### 3 Let's Go! p. 27 School Subject: Technology & Engineering



bus, car, helicopter, motorcycle, plane, ship, truck; come home, get to school, ride a bike  
*Reading:* healthy, months, ready, snack

Present simple: *Wh-* questions with *How*, *When*, and *Where*  
Irregular plurals

"How Bananas Get into Our Hands"  
Read about knowing our food.

**o\_e** as in:  
home  
nose  
cone

Sing about flying in a plane.  
*Value:* Be safe.

### 4 Growing Up p. 35 School Subject: Health & Physical Education



clean, dirty, kind, little, loud, naughty, quiet, scary, silly, smart  
*Reading:* cartoons, famous, funny, grown-up

Past simple: *was*  
Past simple: *were*

"Find Your Talent"  
Read about Charles Schulz.

**u\_e** as in:  
cube  
cute  
tube

Sing about frogs.  
*Value:* Be curious.

#### UNITS 3-4

Game p. 43 Spinner Wheel

Reading Challenge pp. 44-45 "Cars: Then and Now"

Review p. 46 Units 3-4



## 5 Our Amazing World p. 47 School Subject: Social Studies



Argentina, Australia, Brazil, Italy, Japan, Poland, South Africa, Spain, the UK, the US  
*Reading:* daughter, hippos, parents, son

*Where ... from?* and answers using *I'm / She's / He's from ...*  
 Possessive adjectives

"Hippos at Home"  
 Read about hippos Jessica and Richie.

**a\_e** as in: plane  
**ai** as in: train  
**ay** as in: play

Sing about an animal and a sport.  
*Value:* Make friends.

## 6 Here and There p. 55 School Subject: Science



farm, field, forest, lake, mountain, path, river, town, village, waterfall  
*Reading:* canoe, donkey, on foot, subway

Present simple: *Yes / No* questions and answers  
 Prepositions of movement

"Get to School"  
 Read about getting to school.

**ee** as in: tree  
**ea** as in: beach  
**y** as in: baby

Sing about giving and following directions.  
*Value:* Help others.

**UNITS 5–6** Let's Talk p. 63 Talking About Dates Video pp. 64–65 "The Sami and the Reindeer" Review p. 66 Units 5–6

## 7 Helping Out p. 67 School Subject: Health & Physical Education



clean up my bedroom, cook, feed the dog, fix my bike, go shopping, make my bed, practice the piano, take out the garbage, wash the dishes, water the plants  
*Reading:* leaders, planet, plastic, recycle

Adverbs of frequency  
 Questions with *How often* and answers with frequency expressions

"Let's Make a Difference!"  
 Read about making a difference.

**igh** as in: night  
**y** as in: sky  
**i\_e** as in: kite

Sing about doing the right thing.  
*Value:* Be responsible.

## 8 Let's Have Fun! p. 75 School Subject: Health & Physical Education



bake, collect stickers, do puzzles, dress up, make things, play hide-and-seek, play video games, read comic books, roller-skate, watch movies  
*Reading:* interested in, real, stick, teenagers

*Like + -ing*  
 Yes / No questions with *like + -ing*

"Hobbyhorsing"  
 Read about hobbyhorsing.

**ow** as in: snow  
**oa** as in: coat  
**o\_e** as in: stone

Sing about playing indoors.  
*Value:* Take care of your friends.


**UNITS 7–8** Game p. 83 Board Game Reading Challenge pp. 84–85 "Helping Hands" Review p. 86 Units 7–8

**Grammar Helper** pp. 87–94



# Welcome

## Lesson 1

**A** Listen and point.  TR: 0.1




fly a kite



make a cake



paint a picture



play a game



play soccer




read a book



sing a song



write a story

**B** Listen and repeat.  TR: 0.2

**C** Point and say.

Fly a kite!

Make a cake!





### A Listen and read. TR: 0.3

Let's fly a kite!

Great idea!

Let's play soccer!

No!

### B Listen and chant. TR: 0.4

Let's make a cake!

Great idea!

Let's fly a kite!

Great idea!

Let's paint a picture of a house!

No! No! A picture of a mouse!

Let's read a book!

Great idea!

Let's play a game!

Great idea!

Let's write a story about a dog!

No! No! A story about a frog!

### C Say.

Let's sing a song!

No!

OK. Let's paint a picture!

Great idea!

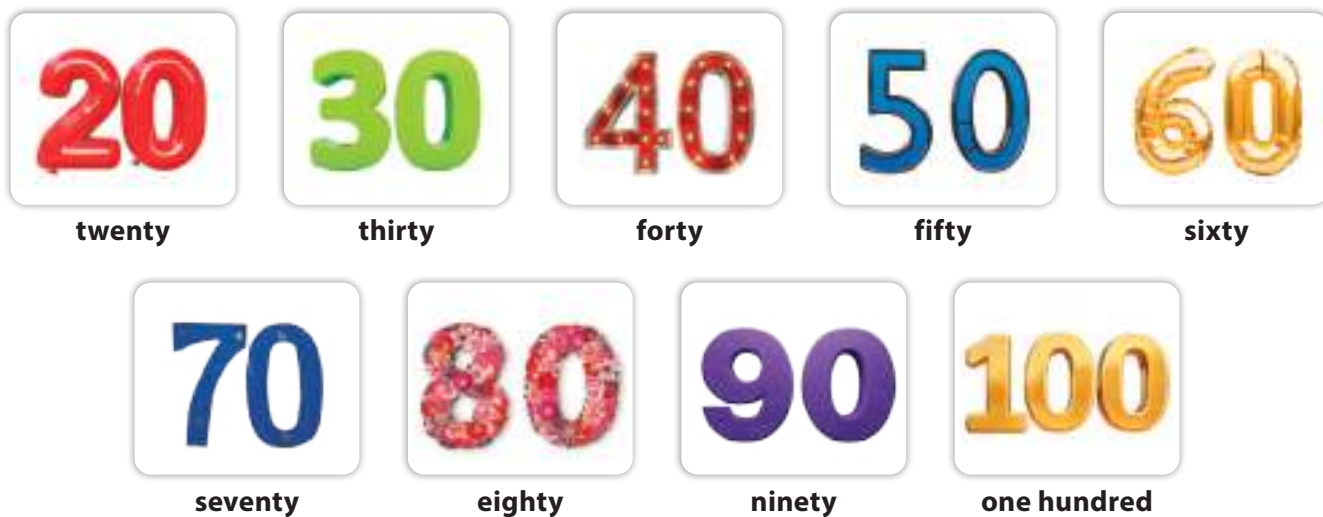
Women painting near  
Jodhpur, India




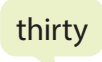
# Welcome

## Lesson 3

**A** Listen and point.  TR: 0.5



**B** Listen and repeat.  TR: 0.6

**C** Point and say.  sixty  thirty



## 1

## Animals



A saltwater crocodile,  
Australia

**A** Look and circle.


1. How many animals do you see?

1    2    3

2. What do you see?


sky    trees    water

**B** Draw and color something this  
animal eats.






## Lesson 1 Vocabulary


**A** Listen and point.  TR: 1.1



crocodile



elephant



giraffe



hippo



lion



monkey



snake



tiger



zebra

**B** Listen and repeat.  TR: 1.2

**C** Say.

Can a snake swim?

Yes it can.



### A Listen and read. TR: 1.3

Is the giraffe eating?	Yes, it <b>is</b> .
Are the zebras drinking?	No, they <b>aren't</b> .
Are you looking at that giraffe?	Yes, I <b>am</b> .
Are you taking photos?	No, we <b>aren't</b> .

### B Listen and chant. TR: 1.4

Oh! There's a tiger. Is the tiger sleeping?  
Shh, shh. Yes, it is.

Oh! There's a snake. Is the snake sleeping?  
Shh, shh. Yes, it is.

Oh! There's a crocodile. Is the croc sleeping?  
Snap, snap! No, it isn't!

Help! There's a crocodile. Is the croc running?  
Snap, snap! Yes, it is! SNAP!

### C Look at the photo. Say.



Is the elephant drinking?

No, it isn't.

Are the zebras sleeping?

No, they aren't.

A giraffe running, Kenya



## Lesson 3 Reading

### A Listen and repeat. TR: 1.5

young work sleep mud

### B Listen and read. TR: 1.6

Naleku is a baby African elephant. She lives at a home for **young** elephants in Kenya, Africa. She doesn't have a mother. The people **work** at the animal home to take care of her. Every day, they give Naleku milk and a lot of love. They **sleep** with her at night, too!

In the day, Naleku goes for a walk with other elephants. They are her friends. Some of the elephants are older than Naleku. They are bigger than Naleku, too.

All of the elephants love water. They like to play in the **mud**. The elephants are very happy. It's fun to watch them!

### C Read and circle.

1. Naleku is a **young** / **old** African elephant.
2. The people give Naleku **milk** / **water** every day.
3. **At night** / **In the day**, Naleku goes for a walk with her friends.
4. **Some** / **All** of the elephants love water.
5. They like to **sleep** / **play** in the mud.





## A Listen and read. TR: 1.7

Naleku is **younger than** the other elephants.  
The other elephants are **bigger than** Naleku.

## B Listen and check. TR: 1.8

1.



2.



3.



4.



## C Ask and answer.

Is a hippo bigger than a zebra?

Yes, it is.

Is a tiger slower than a monkey?

No, it isn't.

Naleku in Kenya



## Lesson 5 Phonics

**A** Listen, point, and repeat.  TR: 1.9

**a\_e**




**cake**



**game**



**snake**

**B** Listen and chant. Circle the words with **a\_e**.  TR: 1.10


Let's play a game of  
Snakes and Ladders.  
Let's make a cake  
and drink lemonade.

Let's get our skateboards  
and take them to the park.  
Let's go to the lake  
and sit in the shade.



A boy skateboarding, India



**C** Listen. Check the box when you hear **a\_e**.  **TR: 1.11**

1. ☐      2. ☐      3. ☐      4. ☐      5. ☐      6. ☐

**D** Listen and write the missing letters with **a\_e**.  **TR: 1.12**



g\_\_\_\_\_



pl\_\_\_\_\_



bookc\_\_\_\_\_



sk\_\_\_\_\_



w\_\_\_\_\_



sn\_\_\_\_\_



c\_\_\_\_\_



b\_\_\_\_\_ball

**E** Play the *I Spy* game.

cake   chase   grapes   lemonade   plane   wave





## Lesson 6 Song

**A** Listen, read, and write.  TR: 1.13

Some monkeys are climbing up a tree,  
and their babies are playing happily.  
Are the babies \_\_\_\_\_? Yes, they are.  
They're jumping from tree to tree.  
Are they small? Yes, they are.  
They're smaller than you and me!

The \_\_\_\_\_ are getting food in the tree,  
and their babies are watching hungrily.  
Are the babies \_\_\_\_\_? Yes, they are.  
They're eating fruit from the tree.  
Are they hungry? Yes, they are.  
They're hungrier than you and me!


Now the monkeys are sitting under the tree,  
and holding their babies quietly.  
Are the babies sleeping? Yes, they are.  
They're \_\_\_\_\_ in the shade of the tree.  
Are they cute? Yes, they are!  
But are they \_\_\_\_\_ than you and me?

VALUE

Be interested in animals.

Monkeys playing,  
Qinling Mountains,  
China

**B** Listen and sing.  TR: 1.14 and 1.15

**C** Sing and act.  TR: 1.16

