

## คำชี้แจง

หนังสือเรียนรายวิชาพื้นฐาน ภาษาอังกฤษ GAME CHANGER 1 ระดับมัธยมศึกษาปีที่ 1  
กลุ่มสาระการเรียนรู้ภาษาต่างประเทศ ตามหลักสูตรแกนกลางการศึกษาขั้นพื้นฐาน พุทธศักราช 2551  
เล่มนี้ จัดพิมพ์โดย บริษัท พัฒนาคุณภาพวิชาการ (พว.) จำกัด

### ผู้เรียบเรียง

1. Mauricio Shiroma
2. Veronica Teodorov
3. Paulo Machado

### ผู้ตรวจ

1. อาจารย์อรฉัตร วรสุวรรณรักษ์
2. อาจารย์ภาคพร คุณเศรษฐ์
3. Philip William Colvin

### บรรณาธิการ

ดร.นพมาศ พวงสุวรรณ

หนังสือเล่มนี้ประกันคุณภาพโดยผู้ผลิต และจะต้องส่งให้สำนักวิชาการและมาตรฐานการศึกษา  
สำนักงานคณะกรรมการการศึกษาขั้นพื้นฐาน ตรวจประเมินคุณภาพทางวิชาการ เพื่อออกใบอนุญาต  
ให้ใช้ในสถานศึกษาแทนใบประกันคุณภาพของบริษัท กรณีที่พบข้อบกพร่องหรือข้อผิดพลาด กรุณา  
แจ้งให้บริษัททราบ เพื่อดำเนินการตามที่ระบุในใบประกันคุณภาพสื่อฯ (ปกหลัง) พร้อมทั้งแจ้งให้สำนัก  
วิชาการและมาตรฐานการศึกษาทราบด้วย เพื่อใช้เป็นข้อมูลประกอบการพิจารณาอนุญาตให้ใช้หนังสือ  
ในสถานศึกษาต่อไป

สำนักวิชาการและมาตรฐานการศึกษา  
สำนักงานคณะกรรมการการศึกษาขั้นพื้นฐาน



Shaftesbury Road, Cambridge CB2 8EA, United Kingdom  
One Liberty Plaza, 20th Floor, New York, NY 10006, USA  
477 Williamstown Road, Port Melbourne, VIC 3207, Australia  
314-321, 3rd Floor, Plot 3, Splendor Forum, Jasola District Centre,  
New Delhi – 110025, India  
103 Penang Road, #05-06/07, Visioncrest Commercial, Singapore 238467  
José Abascal, 56-1º, 28003, Madrid, Spain

Cambridge University Press & Assessment is a department of  
the University of Cambridge.

We share the University's mission to contribute to society through the  
pursuit of education, learning and research at the highest international  
levels of excellence.

[www.cambridge.org](http://www.cambridge.org)

© Cambridge University Press & Assessment 2024

This publication is in copyright. Subject to statutory exception  
and to the provisions of relevant collective licensing agreements,  
no reproduction of any part may take place without the written  
permission of Cambridge University Press & Assessment.

First published 2024

20 19 18 17 16 15 14 13 12 11 10 9 8 7 6 5 4 3 2 1

Printed in Thailand by Rung Silp Printing Co., Ltd.

ISBN 978-1-10981-529-1 Game Changer Student's Book Level 1

Cambridge University Press & Assessment has no responsibility  
for the persistence or accuracy of URLs for external or third-party  
internet websites referred to in this publication and does not  
guarantee that any content on such websites is, or will remain,  
accurate or appropriate. Information regarding prices, travel  
timetables, and other factual information given in this work is  
correct at the time of first printing but Cambridge University  
Press & Assessment does not guarantee the accuracy of such  
information thereafter.

หนังสือเรียนรายวิชาพื้นฐาน ภาษาอังกฤษ ระดับมัธยมศึกษาปีที่ 1  
กลุ่มสาระการเรียนรู้ภาษาต่างประเทศ ตามหลักสูตรแกนกลางการศึกษาขั้นพื้นฐาน พุทธศักราช 2551

# GAME CHANGER

## STUDENT'S BOOK

### ผู้เรียบเรียง

Mauricio Shiroma and Veronica Teodorov  
with Paulo Machado

### ผู้ตรวจ

อาจารย์อรฉัตร วรสุวรรณรักษ์  
อาจารย์ภาคพร คุณเศรษฐ์  
Philip William Colvin

### บรรณาธิการ

ดร.นพมาศ พวงสุวรรณ

# LEVEL 1



บริษัท พัฒนาคุณภาพวิชาการ (พว.) จำกัด



# CAMBRIDGE



# CONTENTS

| UNIT                             | VOCABULARY  | GRAMMAR  | READING  | LISTENING   | SPEAKING AND PRONUNCIATION   | WRITING                                | CRITICAL THINKING  |
|----------------------------------|---|--|--|---|--|--|--|
| Welcome! p.4                     |   |  |  |   |  |  |  |
| 1<br>Who Am I?<br>p.9            | Favourite Things p.10<br>Personal Details p.14                            | Verb <i>be</i> (Positive) p.13<br>Verb <i>be</i> (Negative) p.15<br><i>Wh-</i> Questions p.15  | Digital Poster: Year 7 Special Things p.12<br>Around the World: Global Teen Students' Web Page p.16                  | Dialogue to Register at a Yoga Club p.14                      | Giving Personal Information<br><b>Pronunciation:</b> /u:/ p.18   | A Personal Description*                | Why are you special?<br>What's special about your class?<br>What's important about your country? |
| 2<br>English Everywhere!<br>p.19 | Countries and Nationalities p.20<br>English Words in Other Languages p.24 | Verb <i>be</i> (Yes/No and <i>Wh-</i> Questions and Short Answers) Where ... from? p.23<br>Possessive ( <i>'s</i> ) p.25<br>Personal Pronouns p.25<br>Possessive Adjectives p.25 | Online Forum: Where am I From? p.22<br>Geography: English is Everywhere Infographic p.26<br>Can You Sing in English? | A Radio Show about English Around the World p.24              | Asking for the Meaning and Spelling of New Words*<br><b>Pronunciation:</b> Rising Intonation                       | A Reply to an Online Forum Post p.28   | Why is it important to learn English?<br>What represents your nationality?                       |
| Review p.29                      |   |  |  |   |  |  |  |
| 3<br>Where's Home?<br>p.31       | Parts of a House p.32<br>Furniture p.36                                   | <i>There is/There are</i> (Positive and Negative) p.35<br><i>There is/There are</i> (Yes/No Questions and Short Answers) p.37  | A Blog: My Stilt House p.34<br>Around the World: Home on Water p.38<br>Homes Can Be Different                        | Video Chat about a Home p.36                                  | Reacting Positively<br><b>Pronunciation:</b> Rising and Falling Intonation in Yes/No and <i>Wh-</i> Questions p.40 | A Description of a House*              | Why is home important?<br>What's your favourite place?   |
| 4<br>Family Matters<br>p.41      | Family p.42<br>Adjectives p.46  | Verb <i>have got</i> (Positive) p.45<br>Verb <i>have got</i> : (Negative, Yes/No Questions and Short Answers) p.47   | Video Presentation: Our Families p.44<br>Maths: The Saraiba Family Poster p.48<br>Families Around the World          | Conversation Between Teenagers Describing their Families p.46 | Describing a Family Photo*<br><b>Pronunciation:</b> <i>'s</i> Endings  | An Email: Description of a Family p.50 | What is family?<br>Why is family important?<br>What types of families are there?                 |
| Review p.51                      |   |  |  |   |  |  |  |

\* This material can be found in the Workbook.

## KEY COMPETENCIES

|  |   |  |  |  |  |  |  |
|--|---|--|--|--|--|--|--|
|  | C1 Competence in linguistic communication |  | C3 Mathematics, science and technology (STEM) competence |  | C5 Personal, social and learning to learn competence |  | C7 Entrepreneurship competence                     |
|  | C2 Multilingual competence                |  | C4 Digital competence                                    |  | C6 Citizenship competence                            |  | C8 Competence in cultural awareness and expression |

| UNIT                            | VOCABULARY                                    | GRAMMAR   | READING   | LISTENING                              | SPEAKING AND PRONUNCIATION  | WRITING                              | CRITICAL THINKING   |
|---------------------------------|---|---|---|--|---|--------------------------------------|---|
| 5<br>A Day in the Life<br>p.53  | Daily Routines p.54<br>Hobbies p.58           | Present Simple: <i>I, you, we, they</i> (Positive and Negative) p.57<br>Present Simple: <i>I, you, we, they</i> (Yes/No Questions and Short Answers) p.59<br><i>Wh-</i> Questions: <i>what, what time, where</i> p.59 | A Blog: Fresh Eyes from Singapore p.56<br>Around the World: Circus Life! p.60<br>Mya's Day  | A Podcast on Free-time Activities p.58 | A Class Survey<br><b>Pronunciation:</b> <i>do you /dju/</i> p.62              | An Article: A Day in the Life*       | What's important in your daily routine?<br>Is it good to study a lot?                                       |
| 6<br>School Time<br>p.63        | School Subjects p.64<br>Places in School p.68 | Present Simple: <i>he, she, it</i> (Positive and Negative) p.67<br>Present Simple: <i>he, she, it</i> (Yes/No Questions and Short Answers) p.69<br><i>Wh-</i> Questions: <i>where, when, what</i> p.69                | A Noticeboard: School Activities p.66<br>Science: What Do You Know About Jupiter? p.70<br>Our Incredible Solar System                     | A School Radio Programme p.68          | Confirming*<br><b>Pronunciation:</b> Word Stress                              | A Presentation: My Ideal School p.72 | Why is education important?<br>What is your dream day at school?  |
| Review p.73                     |   |   |   |  |   |                                      |   |
| 7<br>What's He Wearing?<br>p.75 | Clothes p.76, p.80                            | Present Continuous (Positive and Negative) p.79<br>Present Continuous (Yes/No Questions and Short Answers) p.81<br><i>Wh-</i> Questions p.81  | A Mobile Phone Dialogue: Shopping and Clothes p.78<br>Around the World: How to Dress in the Desert p.82<br>Modern or Traditional Clothes? | A Dialogue Describing Someone p.80     | Giving Opinions<br><b>Pronunciation:</b> Linking Words p.84                   | An Advert: Clothes Exchange*         | What do your clothes say about you?<br>Is it important to look good?<br>Do clothes reflect our personality? |
| 8<br>Get Moving!<br>p.85        | Sport p.86<br>Healthy Living p.90             | <i>Can</i> for Ability (Positive and Negative) p.89<br><i>Can</i> for Ability (Yes/No Questions and Short Answers) p.89<br>Imperatives (Positive and Negative) p.91   | A Blog: Sports People p.88<br>PE: Sport is Good for You! p.92<br>Unusual Sports   | An Infographic About Health p.90       | Talking About Abilities*<br><b>Pronunciation:</b> <i>can</i> and <i>can't</i> | An Email: PE Proposal p.94           | Why is it important to do sport?  |
| Review p.95                     |   |   |   |  |   |                                      |   |

Reading: Culture and Cross-curricular p.98; Projects p.102; Verb List p.106; Grammar Reference p.107



WELCOME!

HELLO

1 0.01 Read, listen and repeat.

**Jayla:** Hi, I'm **Jayla**. Nice to meet you.  
What's your name?  
**Anthony:** Hi! My name's **Anthony**. Nice to meet  
you, too.



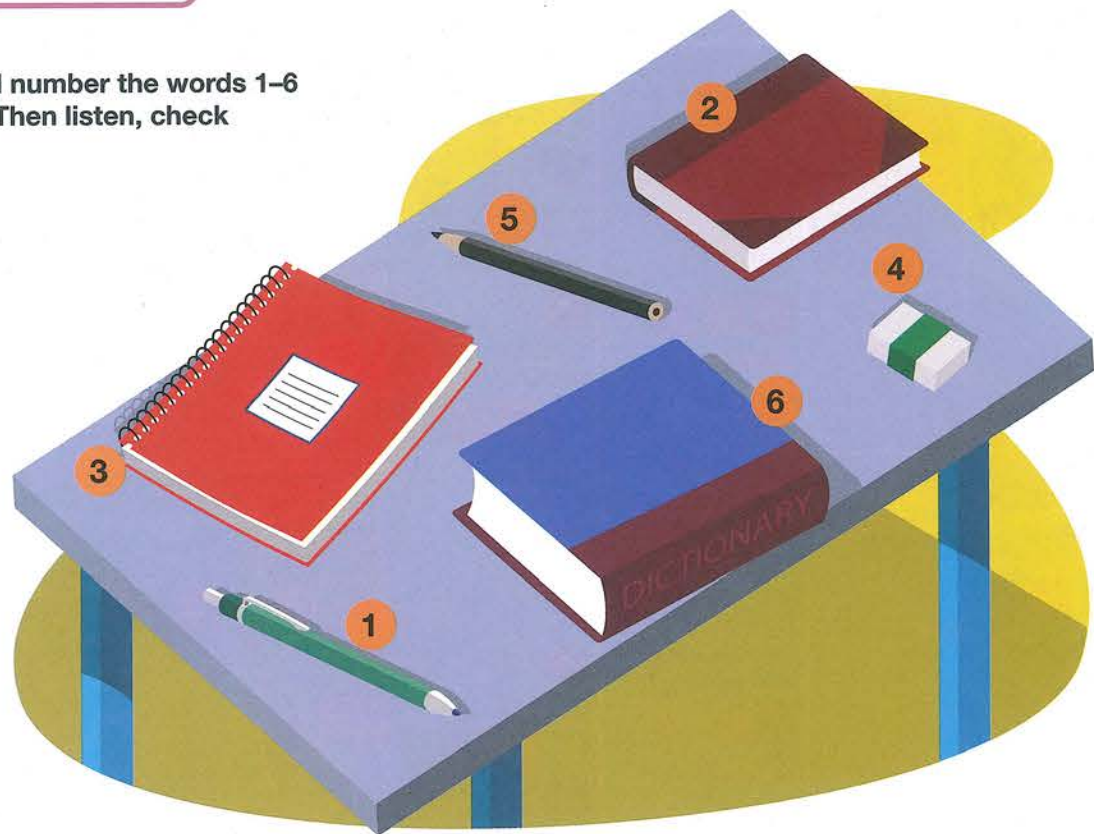
**LOOK!**   
My name is ... / My name's ...  
What is / What's your name?

2 Change the words in **blue** in your notebook.  
Then practise the dialogue with a partner.

CLASSROOM OBJECTS

3 0.02 Look and number the words 1-6  
in your notebook Then listen, check  
and repeat.

rubber 4  
pen ...  
pencil ...  
book ...  
dictionary ...  
notebook ...



THE ALPHABET

1 0.03 Listen and repeat.

A B C D E F G H I  
J K L M N O P Q R  
S T U V W X Y Z

2 Copy and colour the vowels in your notebook: A in **blue**, E in **brown**, I in **black**, O in **red**, U in **white**.  
Copy and colour the consonants **green**.

3 0.04 Listen and write the words in your notebook.

1 **green**                      3 ...                      5 ...  
2 ...                          4 ...                      6 ...

**USE IT!** **MEDIATION**

4 Copy the table in your notebook and complete for you.

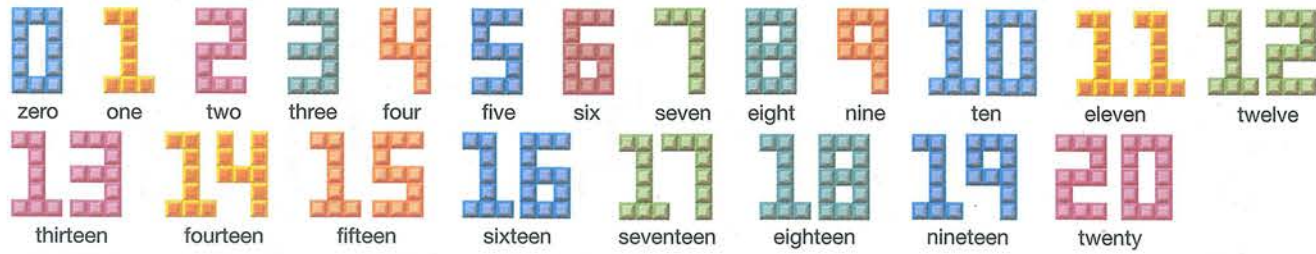
|                 | Me | My Partner |
|-----------------|----|------------|
| a name          | ?  | ?          |
| a school object | ?  | ?          |
| a colour        | ?  | ?          |

5 Work in pairs. Partner A: Spell your words. Partner B: Write the words for  
your partner. Take turns being A and B.



## NUMBERS 1-20

1 0.05 Listen and repeat.



2 Work with a partner. Count by twos.

Two!

Four!

Six!

3 0.06 Listen and repeat. Then practise with a partner.

How old are you?

I'm 12. How old are you?

I'm 11.

## DAYS OF THE WEEK

4 0.07 Listen and repeat.

Monday Tuesday

Wednesday Thursday

Friday Saturday Sunday

5 0.08 Listen and write the days of the week in your notebook.

- 1 Friday
- 2 ...
- 3 ...
- 4 ...
- 5 ...

## MONTHS OF THE YEAR

6 0.09 Listen and repeat.

JANUARY • February

March • April • May

June • July • AUGUST

September • October

November • December

7 Practise with a partner.

Partner A: Say a number between 1 and 12.

Partner B: Say the corresponding month of the year and spell it.

Six!

June! J-U-N-E

## NUMBERS 20-100

1 0.10 Listen and repeat.



2 0.11 Listen and choose.

- |   |    |    |    |    |
|---|----|----|----|----|
| 1 | 3  | 13 | 30 | 5  |
| 2 | 5  | 15 | 50 | 4  |
| 3 | 32 | 52 | 62 | 14 |
| 4 | 9  | 19 | 99 | 40 |

3 What's the date today? Write the day, the month and the number in your notebook.

Today is ...

## TELLING THE TIME

4 Look and write the correct times below in your notebook.

- eleven o'clock
- quarter past five
- quarter past four
- nine o'clock
- quarter to one
- half past two



1 quarter past four



2 ...



3 ...



4 ...



5 ...



6 ...



## LOOK!

quarter past five = five fifteen  
 quarter to one = twelve forty-five  
 half past two = two thirty



- 1 0.12 Look at the clocks and answer the questions in your notebook. Then listen and check.

1 What time is it in New York City?



It's *half past seven*.

2 What time is it in Tokyo?




It's ...

3 What time is it in London?



It's ...

4 What time is it in LA?



It's ...

**LOOK!** What time is it? / What's the time?

## CLASSROOM LANGUAGE

- 2 0.13 Match the classroom language (1–6) with the images (A–F) in your notebook. Then listen and check.

1 How do you spell *pencil*?

2 Look at that book.

3 What does *book* mean?

4 Write in this notebook.

5 Read this text.

6 Listen to that music.



**LOOK!** This book.



That book.



# 1 WHO AM I?

## UNIT GOALS

- Talk about your favourite things.
- Read a digital poster.
- Listen to a dialogue.
- Learn about students around the world.
- Talk about your personal information.
- Focus on the Key Competencies.



## THINK!



- 1 Look at the image and write words in English in your notebook.
- 2 Why are you special?



## VIDEO



- 1 Say three things in the video that are important to us.
- 2 What sports are in the video?






# VOCABULARY IN CONTEXT

1 Look and write the things that are true for you in your notebook.

## FAVOURITE THINGS

### A MY FAVOURITE THING:




### B MY FAVOURITE PLACE:



### C MY FAVOURITE ACTIVITY:



### D MY FAVOURITE CLOTHES:



2 1.01 Look at the images and complete the phrases in your notebook. Then listen, check and repeat.



3 Copy the table in your notebook and complete. Use the words in Exercise 2.

| PLACES | CLOTHES | THINGS | ACTIVITIES |
|--------|---------|--------|------------|
|        |         |        |            |
|        |         |        |            |



### USE IT!



MEDIATION

4 Complete the sentences in your notebook so that they are true for you. Use a dictionary to help you. Then tell your partner.

1 My favourite thing is ...

2 My favourite place is ...

3 My favourite activity is ...



WORKBOOK p.3




PRACTICE EXTRA



## READING

## YEAR 7 SPECIAL THINGS



Look at us! This is Year 7 and we're brilliant!



Hi, I'm Olivia. I'm 11. My new mobile phone is my favourite thing. It's cool! - Olivia



I'm Emma and this is Anna. She's my favourite friend. She's great! - Emma



Hello, Year 7 teachers! You're cool!!



Hi, my name's Raul and flamenco is a family tradition. The music is great! - Raul



Look! Max is my dog. He's black and white. He's two and he's very happy! 😊 Kyle

?

Who are you?  
What's special about you?

[meridianforestschool.edu/year7/about.pdf](http://meridianforestschool.edu/year7/about.pdf)

1 Look at the poster. Write all the elements that you see in your notebook.

- date and time
- images
- long texts
- title

2 1.02 Read the poster and listen. What is it about? Write the correct option in your notebook.

- important events at Meridian Forest School
- favourite things for Year 7 students
- the special students and teachers at Meridian Forest School

3 Read the poster again and complete the sentences in your notebook.

- 1 **Students** in Year 7 are **brilliant**.
- 2 The t... are **cool**.
- 3 The m... is **great**.
- 4 The d... is **happy**.

## LANGUAGE IN CONTEXT

1 Look at the examples below. Copy the table in your notebook and complete the sentences from the poster.

| Verb be Positive (+)                                   |  |
|--|--|
| Long Form  | Short Form                                   |
| I <b>am</b> Olivia.                                    | I' <b>m</b> Olivia.                          |
| You <b>are</b> my friend.                              | You' <b>re</b> my friend.                    |
| He/She <b>is</b> two, and he/she <b>is</b> very happy! | He's/She'... two, and he's/she's very happy! |
| It <b>is</b> cool!                                     | It'... cool!                                 |
| We <b>are</b> brilliant!                               | We'... brilliant!                            |
| They <b>are</b> cool!                                  | They' <b>re</b> cool!                        |

2 Change the underlined parts of the sentences in your notebook. Use the example to help you.

- 1 The teachers are great! **They're great!**
- 2 Flamenco is a type of music and dance. ...
- 3 My friend and I are happy. ...
- 4 Evelyn is my favourite friend. ...
- 5 Arthur is a cool student. ...

**LOOK!**  
Max is my dog.  
He's my dog.

3 Write the correct words in your notebook.

- 1 Sarah is / are my teacher.
- 2 Max am / is my dog.
- 3 My jeans is / are blue.
- 4 My bike is / are at home.
- 5 I 'm / 're a student.
- 6 We is / 're friends!

4 Complete the text in your notebook with the correct forms of the verb **be**.

My name's Maria and I **'m** 12 years old. I **'m** in Year 7 at Meridian Forest School. My favourite thing **'s** my mobile phone. My favourite friends **'re** Lucia and Marco. They **'re** cool!



**USE IT!** MEDIATION

5 Complete the text in your notebook so it is true for you. Then tell your partner.

My name **'s** ... and I **'m** ... years **'s** ... I **'m** in Year **'s** ... at **'s** School. My favourite thing **'s** ... my **'s** ... My favourite friends are **'re** ... and **'re** ... They **'re** ... !



## THINK!

What is special about your class? Write a sentence about you, a friend, a thing or your class. Use the **bold** words in Exercise 3.





## LISTENING AND VOCABULARY

- 1 Look at the image and write in your notebook. Audrey is ...

- in the classroom.
- at the yoga club.

- 2 1.03 Listen to the dialogue and check your answer.

- 3 1.04 Listen to the first part of the dialogue again and write the correct answers in your notebook.

- 1 The dialogue is about ...

- registration at a new club.
- registration at a new school.

- 2 Yoga classes are ...

- on Friday.
- on Wednesday.

- 4 1.03 Listen to the dialogue again and complete the information about Audrey in your notebook.



### YOGA CLUB REGISTRATION FORM

Activity: ...

First Name: **Audrey**

Surname: ...

Age: ...

Year: ...

Address: **Liger Street**

Home Phone Number: ...

- 5 1.05 Match the information (1–7) with the categories (a–g) in your notebook. Then listen, check and repeat.

- |                     |                  |
|---------------------|------------------|
| 1 Jones             | a year           |
| 2 15 Park Road      | b name of school |
| 3 13                | c phone number   |
| 4 Green Tree School | d address        |
| 5 7                 | e first name     |
| 6 555-5281          | f age            |
| 7 James             | g surname        |



## LANGUAGE IN CONTEXT

- 1 Copy the table in your notebook and complete the questions from the dialogue with the words below.

- What
- How
- Who
- How old

| Wh- questions             |                   |    |
|---------------------------|-------------------|----|
| Wh- Questions             | Answers           | Me |
| What's your phone number? | It's 555-5436.    | ?  |
| ... is your teacher?      | Mr Avery          | ?  |
| ... are you today?        | I'm good, thanks. | ?  |
| ... are you?              | I'm 12 years old. | ?  |

- 2 In your notebook, write answers to the questions in the table that are true for you.

- 3 Copy the table in your notebook and complete. Use the correct forms of the verb *be*.

| Verb <i>be</i> Negative (-)             |  |
|---|--|
| Long Form                               | Short Form                             |
| I <b>am not</b> Olivia.                 | I'm <b>not</b> Olivia.                 |
| You <b>are not</b> my favourite friend. | You're <b>not</b> my favourite friend. |
| He/She <b>is not</b> very happy!        | He's/She's <b>not</b> very happy.      |
| It ... <b>not</b> cool!                 | It's <b>not</b> cool!                  |
| We <b>are not</b> great!                | ... <b>not</b> great!                  |
| They <b>are not</b> cool!               | ... cool!                              |

- 4 Correct the sentences in your notebook so they are true for you. Use the example to help you.

- I'm in Year 9. **I'm not in Year 9. I'm in Year 7.**
- I'm nine years old. ...
- My teacher is Ms Gonzalez. ...
- My phone number is 555-5550. ...
- My friends are Flora and Oliver. ...



### USE IT!



MEDIATION

- 5 Ask your partner questions with the words below. Copy the table in your notebook and complete with their answers.

| Name | Surname | Address | Teacher | Age | Phone Number |
|------|---------|---------|---------|-----|--------------|
| ?    | ?       | ?       | ?       | ?   | ?            |







# AROUND THE WORLD

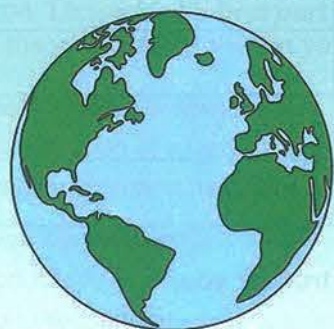
UNIT 1



www.globalteenstudents.net

HOME | WHO WE ARE | BLOG | JOIN

Sunday 21 May



## GLOBAL TEEN STUDENTS

By Students for Students,  
We Are the World.  
Let's Make Friends!

Students from different  
cultures around the world  
are on our web page.  
Let's meet three  
of them today!

### LUKA, CROATIA



Hi, I'm Luka. I'm 13 years old and I'm a student.  
This is my camera, and this is my identity:  
my beautiful country and my photos of it.

Comments:

POST

### CAMILA, HONDURAS



Hey, I'm Camila and I'm 12. For me, family is very important.  
When I'm with my family, life is fun! My friends are  
important too, but my family is first.

Comments:

POST

### KABALI, NAMIBIA



Hello! My name's Kabali. I'm 11 and I like music.  
But music is not my favourite thing. Nature is!  
Nature is very important to me and my community.

Comments:

POST

1 Look at the web page. Complete the website address in your notebook.

www. ...

2 1.06 Read the web page and listen. Write the correct answers in your notebook.

1 What's it about?

- world problems
- students of the world

2 Who's on the web page?

- students
- students and teachers

3 How old is Kabali?

- 11
- 12

3 Read the web page again. Copy the table in your notebook and complete. Tick (✓) what's important for the students.

|                    | Luka | Camila | Kabali |
|--------------------|------|--------|--------|
| nature             |      |        |        |
| family and friends |      |        |        |
| photography        |      |        |        |

## WORDS IN CONTEXT



4 Find the words on the web page and then write them in your language in your notebook. Use a bilingual dictionary to help you.

- 1 beautiful    2 country    3 photo    4 fun



## WEBQUEST



Learn more! Write **True** or **False** in your notebook.

Croatia, Honduras and Namibia are on the same continent.



## THINK!



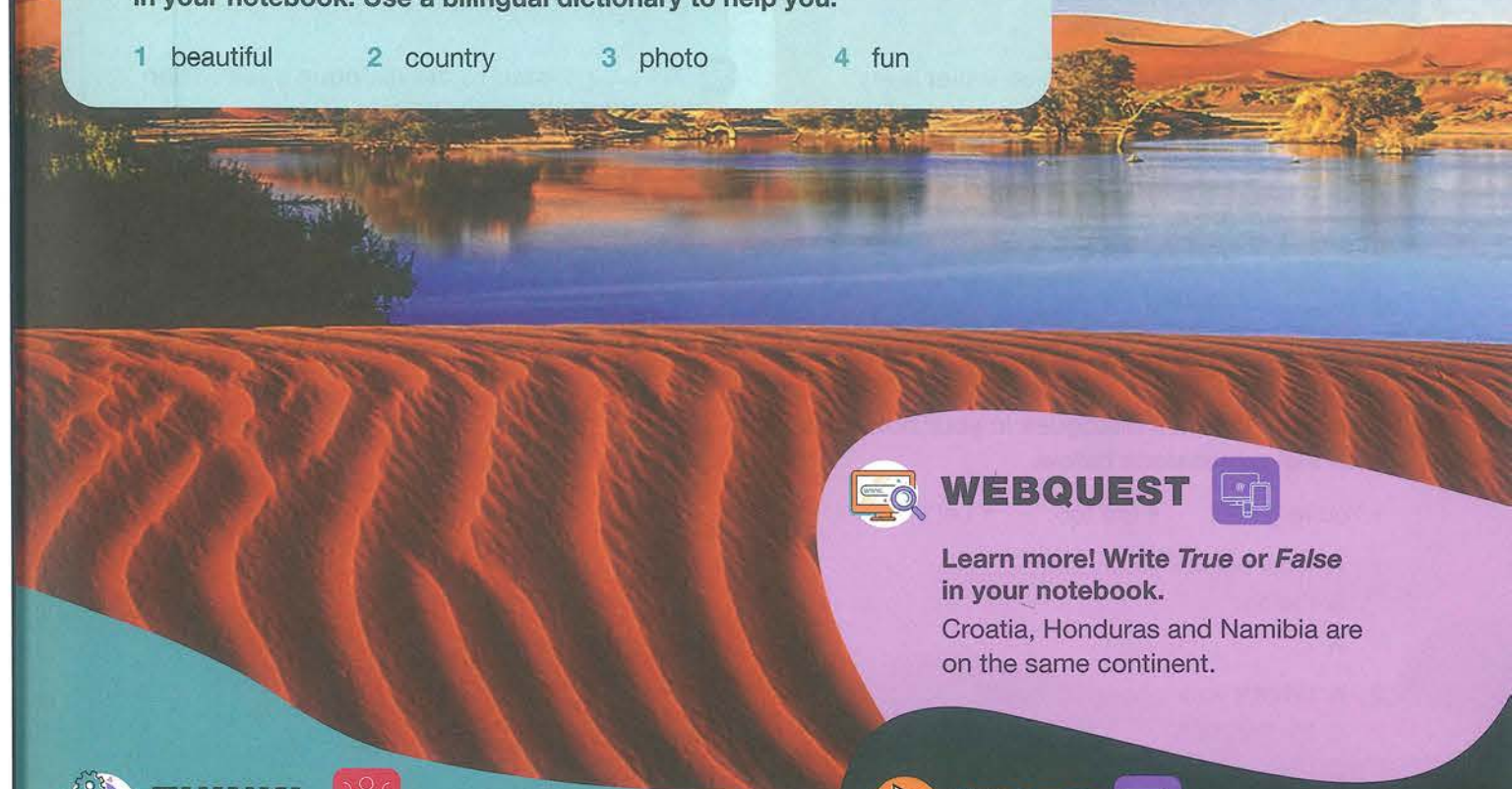
Find three photos of your country that are important for you. Why are they important?



## VIDEO



- 1 What is Kasia's favourite activity?  
2 What is Trevor's favourite activity?







## SPEAKING

### GIVING PERSONAL INFORMATION



1 Look at the image. The dialogue is about ...

- dance.
- music.

2 1.07 Read and listen to Ellis and Anna.

Ellis Hi, I'm **Ellis**. What's your name?

Anna I'm **Anna**.

Ellis How old are you?

Anna I'm **13**.

Ellis Me too.

Anna You're great!

Ellis Oh, really? Thanks! **Ballet** is my favourite **activity**.

Anna Yes, it's **cool**.

Ellis Let's text! What's your phone number?

Anna It's **555-2852**.

Ellis Thanks!

### LIVING ENGLISH

3 Complete the mini dialogues in your notebook with the expressions below.

- You're great!
- Me too.
- Let's text.

1 A How old are you?

B I'm 11.

A ...

2 A What's your phone number?

B It's 555-9867.

A OK, ...

3 A Ballet is my favourite activity.

B ...

A Oh, really? Thanks!


## 2

## ENGLISH EVERYWHERE!



### UNIT GOALS

- Talk about countries, nationalities and languages.
- Read a forum.
- Listen to a radio show.
- Learn about English around the world.
- Write a post on an online forum.
- Focus on the Key Competencies.



4 1.08 Listen and repeat the expressions.

### PRONUNCIATION



5 1.09 Listen and repeat.

Me too!

Yes, it's cool.

6 1.07 Listen to the dialogue again. Then practise with a partner.

7 Role play a new dialogue. Follow the steps.

- 1 Change the words in **blue** to write a new dialogue in your notebook.
- 2 Practise your dialogue with a partner.
- 3 Present your dialogue to the class.



### YOUR DIGITAL PORTFOLIO

Record your dialogue and share it with your class.



### THINK!

- 1 Where is English around you?
- 2 Why is it important to learn English?



### VIDEO



- 1 Say two reasons why people need English to communicate.
- 2 Which countries do you see in the video?



### PRACTICE EXTRA

