

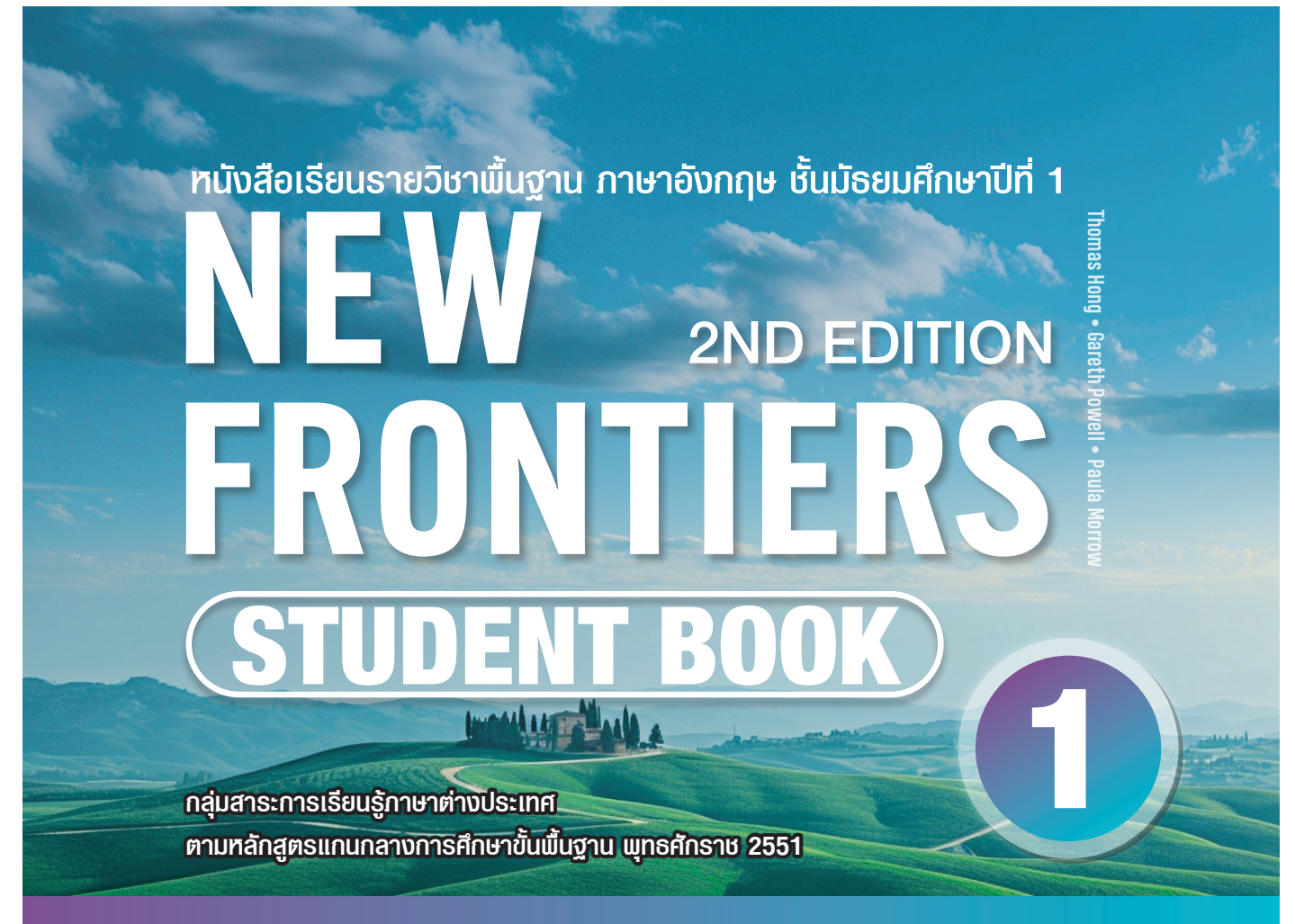
คำชี้แจง

หนังสือเรียนรายวิชาพื้นฐาน ภาษาอังกฤษ New Frontiers 2nd Edition Level 1 ชั้นมัธยมศึกษาปีที่ 1
กลุ่มสาระการเรียนรู้ภาษาต่างประเทศ ตามหลักสูตรแกนกลางการศึกษาขั้นพื้นฐาน พุทธศักราช 2551 เล่มนี้
จัดพิมพ์โดย บริษัท พัฒนาคุณภาพวิชาการ (พว.) จำกัด

ผู้เรียบเรียง	1. Thomas Hong
	2. Gareth Powell
	3. Paula Morrow
ผู้ตรวจ	1. ดร.ชัยสิทธิ์ ตั้งธงทองกุล
	2. อาจารย์สุทธิญา คงใหญ่
	3. Jason B. Kovacs
บรรณาธิการ	อาจารย์โชคชัย เตโซ

หนังสือเล่มนี้ประกันคุณภาพโดยผู้ผลิต และจะต้องส่งให้สำนักวิชาการและมาตรฐานการศึกษา
สำนักงานคณะกรรมการการศึกษาขั้นพื้นฐาน ตรวจสอบประเมินคุณภาพทางวิชาการ เพื่อออกใบอนุญาตให้ใช้
ในสถานศึกษาแทนใบประกันคุณภาพของบริษัท กรณีที่พบข้อบกพร่องหรือข้อผิดพลาด กรุณาแจ้งให้
บริษัททราบ เพื่อดำเนินการตามที่ระบุในใบประกันคุณภาพสื่อฯ (ปกหลัง) พร้อมทั้งแจ้งให้สำนักวิชาการ
และมาตรฐานการศึกษาทราบด้วย เพื่อใช้เป็นข้อมูลประกอบการพิจารณาอนุญาตให้ใช้หนังสือในสถานศึกษาต่อไป

สำนักวิชาการและมาตรฐานการศึกษา
สำนักงานคณะกรรมการการศึกษาขั้นพื้นฐาน



ผู้เรียบเรียง

Thomas Hong
Gareth Powell
Paula Morrow

ผู้ตรวจ

ดร.ชัยสิทธิ์ ตั้งธงทองกุล
อาจารย์สุทธิญา คงใหญ่
Jason B. Kovacs

บรรณาธิการ

อาจารย์โชคชัย เตโซ



บริษัท พัฒนาคุณภาพวิชาการ (พว.) จำกัด



SCOPE AND SEQUENCE

INTRODUCTION

..... Page 5

• Grammar Reference Page 136 • Word List Page 140

UNIT / PAGE	VOCABULARY	GRAMMAR & STRUCTURES	LISTENING	SPEAKING	READING	WRITING	PRONUNCIATION	PROJECT
WE'RE A FAMILY Page 6 01	Family Extended family Jobs & personal information Basic descriptions	Present <i>be</i> verbs Interrogative <i>be</i> verbs	Identify family members	Ask and answer personal questions	Read about family members' jobs	Write about family members	Introduction to vowel sounds (1)	Make a family tree
BACK TO SCHOOL Page 18 Page 30 Review 1-2 02	School supplies People at school School equipment School subjects	The use of articles Present <i>be</i> verbs (<i>Wh</i> -questions)	Understand who the people at school are	Talk about things in your classroom	Read about the things you need for school	Write about what you need for class	Introduction to vowel sounds (2)	Create a notice for a club
MY HOUSE, MY HOME Page 32 03	Rooms in a home Furniture Living spaces Parts of a house	Demonstrative adjectives Prepositions of place	Listen to people talk about things in a house	Talk about what is in a house	Read about homes around the world	Write a description of what's in your house	/ʃ/ vs. /tʃ/	Design the perfect house
WHAT TIME IS IT? Page 44 Page 56 Review 3-4 04	Modes of transportation Routine activities Time of the day, week, month, and year	Prepositions of time (at, in, on, before, after) Prepositions of place (at, in, on, above, beside)	Listen to a schedule	Talk about your routine	Read about modes of transportation	Write a schedule	/ə/	Compare people's routines
TIME TO PLAY! Page 58 05	Hobbies Instruments Sports Games	Stative verbs Adverbs of frequency	Listen to people talk about their free-time activities	Talk about hobbies	Read about hobbies	Write an email	/θ/ vs. /ð/	Make a guide
LOOKING GOOD! Page 70 Page 82 Review 5-6 06	Appearance Clothing Seasonal clothing The weather	Simple present (has / have) Present continuous	Listen to a description of someone	Ask and answer questions about appearance	Read about clothing around the world	Describe your appearance in a message	/ɪ/ vs. /i/	Find a person based on their physical description
WHAT'S FOR LUNCH? Page 84 07	Kinds of foods Ingredients Quantifiers for food Expressions for ordering	Countable and uncountable nouns Quantifiers (much, many, a lot, a little, a few)	Listen to likes and dislikes	Order food in a restaurant	Read about street food	Write about the food you eat	Plural sounds /s/, /z/, & /ɪz/	Write a food diary
BUSY ON THE WEEKEND Page 96 Page 108 Review 7-8 08	Indoor chores Outdoor chores	<i>can</i> / <i>can't</i> - ability, possibility, permission Simple present - habit, unchanging situation, general truth, to give directions, to express fixed arrangements	Listen to people talk about chores	Talk about outdoor chores	Read about different cultures	Write about weekend plans	/ər/	Create a weekly schedule
WHAT DID YOU DO? Page 110 09	Places around town Errands Arrangements Emotions	Past <i>be</i> verbs (was / were) Simple past tense	Listen to past events	Talk about experiences	Read about a trip	Write about experiences	/dʒ/ vs. /g/	Work with a group to write a story
SUN'S OUT! Page 122 Page 134 Review 9-10 10	Weather conditions Weather forecasts Seasonal activities	Future <i>will</i> Time clauses (present)	Listen to a weather forecast	Talk about seasonal activities	Read about weather	Write plans based on the weather	/n/ vs. /ŋ/	Give a weather forecast

HOW TO USE


QR Codes

AUDIO

Scan the QR Code at the start of each lesson to get the audio for the unit.

VIDEO

Scan the QR Code on Project Lessons to link to our animated shorts.



Comics

Every animated short comes with a companion comic.



Download the comics at www.compasspub.com/newfrontiers1

Class Booster

Every unit has a digital supplemental unit on the Class Booster platform. Download to enjoy additional activities and fun games.



INTRODUCTION



Scan for Audio

MY NAME IS...

1 0-01 Listen and circle.

Hi, I'm Matthew.

My name is Noah.

I'm Sarah.

Hi, I'm Kathleen.

FOCUS

2 Talk with a partner.

Hi! I'm Richard.
What's your name?

Hello! My name is Susan.
Nice to meet you.

Nice to meet you, too.

ALPHABET

3 0-02 Listen, repeat, and write.

Aa Bb Cc Dd Ee Ff Gg Hh Ii

Jj Kk Ll Mm Nn Oo Pp Qq

Rr Ss Tt Uu Vv Ww Xx Yy Zz

4 Talk with a partner.

How do you spell
your first name?

S-U-S-A-N.

How do you spell
your last name?

M-E-N-E-N-D-E-Z.

5 Introduce yourself to three classmates.
Write their names.

1. _____
2. _____
3. _____

NOTE!

Your last name is also called your *surname* or *family name*.



01

WE'RE A FAMILY

What you will do in this unit

- A LISTENING** Identify family members
- B SPEAKING** Ask and answer personal questions
- C READING** Read about family members' jobs
- D WRITING** Write about family members
- E PROJECT** Make a family tree

Look at the photo and answer.

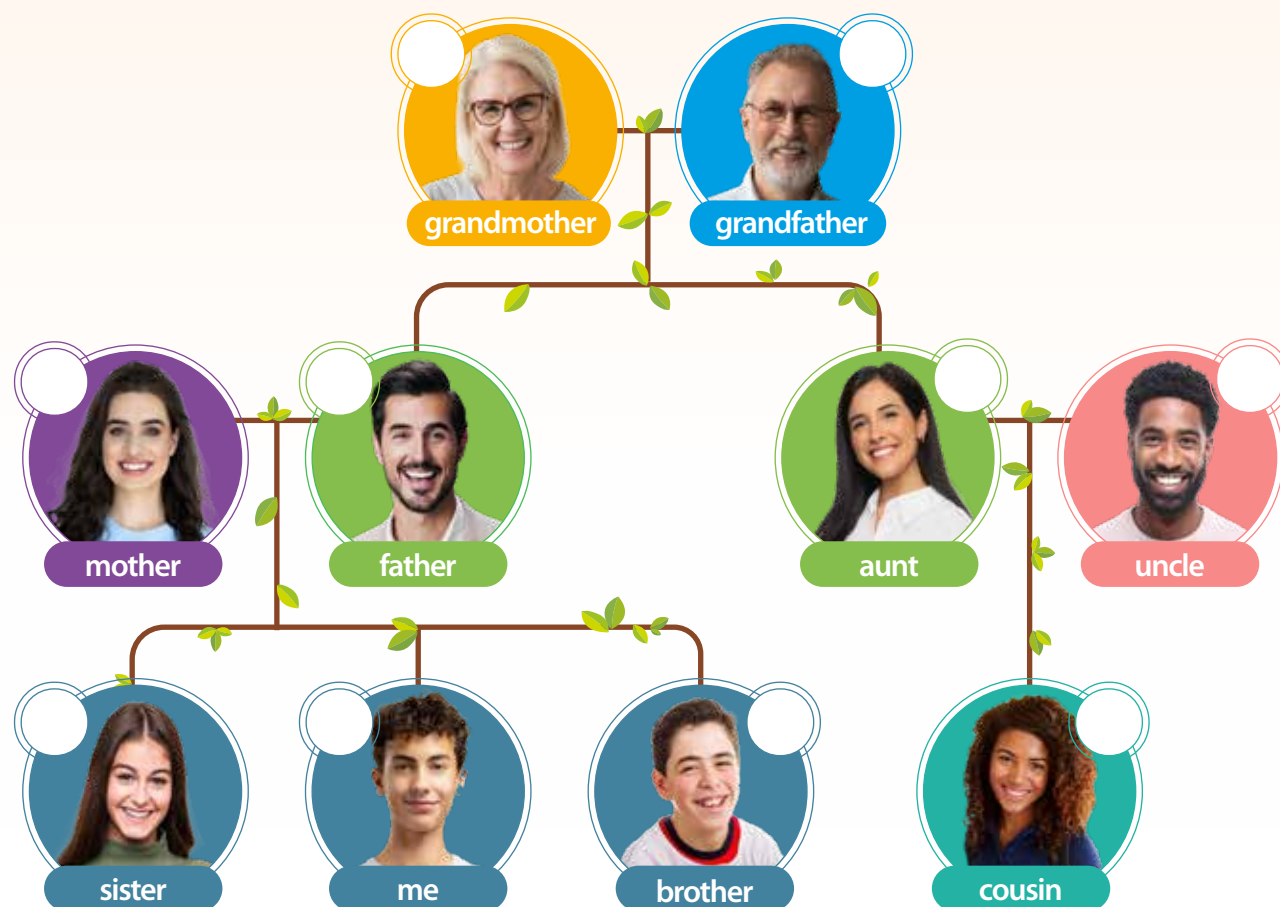
1. Who are the people in the photo?
2. Where are they?
3. What are they doing?
4. How many people are in your family?

A LISTENING

AIM Identify family members

VOCABULARY

1 Listen and number.



2 Which family member are they talking about? Listen and write.

1. _____
2. _____
3. _____
4. _____
5. _____
6. _____

FOCUS

3 Talk with a partner. Use the family tree above.

Who is he?

He's my brother.

Who is she?

She's my mother.

4 Listen and circle.

1. Mary

2. Kevin

3. Jack

4. Janet

LISTEN UP

5 Where is Lisa? Listen and number.

at school
 at the park
 at home
 at the bookstore

6 Listen again and circle.

1. He's / She's my brother.
2. His / Her name is Jane.
3. He's / It's for my grandmother.
4. He's / She's my cousin.

7 Listen again and circle.

1. Steve is Lisa's grandfather.
2. Jane is Sam's sister.
3. Lisa buys a book for her grandmother.
4. Jerod is Lisa's brother.

true false
true false
true false
true false

NOTE!

The 's in Lisa's means belonging to Lisa.

CHALLENGE

8 Listen and circle.

1. Where are Becky and Steven?
a. at home b. at the bookstore c. at school
2. Who is tall?
a. Becky's father b. Becky's mother c. Becky's cousin
3. Circle true or false.
a. Steven sees a photo of Becky's cousin.
b. Steven sees a photo of Becky's mother.
c. Becky sees a photo of Steven's cat.

true false
true false
true false

B SPEAKING

AIM
Ask and answer personal questions

VOCABULARY

1 1-06 Listen and number.



2 1-07 What is the speaker talking about? Listen and number.

<input type="radio"/> name	<input type="radio"/> age	<input type="radio"/> birthday	<input type="radio"/> address
<input type="radio"/> email	<input type="radio"/> phone number	<input type="radio"/> eyes	<input type="radio"/> hair

FOCUS

3 Talk with a partner.



4 1-08 Listen and circle.

- My name is Jack / Jason.
My hair is black / brown.
- My name is Sara / Susan.
My hair is blonde / brown.
- My name is Mark / Matt.
My hair black / brown.
- My name is Catherine / Katie.
My hair black / blonde.

EXPRESSIONS ASKING PERSONAL QUESTIONS

5 1-09 Listen and repeat.

Question	Answer
What is <i>your</i> address?	<i>My</i> address is 356 Lake Street.
What color are <i>his</i> eyes?	<i>His</i> eyes are brown.

NOTE!
Possessive adjectives are used to show possession or ownership by the subject of things, animals, or people. The possessive adjectives are *my, his, her, its, our, your, and their*.
Ex *My* name is Kenny. *Her* name is Ashley. *Our* house is big.

6 Read and circle.

- He is my cousin. *His* / *Her* eyes are blue.
- She is my mother. *His* / *Her* birthday is today.
- They are my cousins. *Their* / *Our* hair is black.
- This is my phone. *My* / *Their* phone number is 434-2312.

SPEAK UP **7** Talk with classmates and fill out the form.

NAME	AGE	BIRTHDAY	ADDRESS	EMAIL	PHONE NUMBER	EYE COLOR	HAIR COLOR

PRONUNCIATION

8 1-10 Listen and repeat.

Short vowel	Long vowel
/æ/ dad	/ei/ make
/ε/ pet	/i/ bee
/i/ pick	/ai/ bike
/a/ pot	/ou/ go
/ʌ/ cut	/u/ blue

9 1-11 Listen and put check marks (✓) on the sounds.

1. family	<input type="checkbox"/> short vowel	<input type="checkbox"/> long vowel
2. pat	<input type="checkbox"/> short vowel	<input type="checkbox"/> long vowel
3. even	<input type="checkbox"/> short vowel	<input type="checkbox"/> long vowel
4. green	<input type="checkbox"/> short vowel	<input type="checkbox"/> long vowel
5. sing	<input type="checkbox"/> short vowel	<input type="checkbox"/> long vowel
6. pen	<input type="checkbox"/> short vowel	<input type="checkbox"/> long vowel



READING



Read about family members' jobs

VOCABULARY

1 Listen and repeat.



artist



police officer



singer

2 Listen and match.

- | | | |
|----------------|---|---------------------|
| 1. aunt | • | • a. artist |
| 2. mother | • | • b. farmer |
| 3. uncle | • | • c. police officer |
| 4. grandfather | • | • d. pilot |
| 5. grandmother | • | • e. singer |
| 6. cousin | • | • f. doctor |
| 7. father | • | • g. chef |
| 8. brother | • | • h. soccer player |



soccer player



pilot



chef



doctor



farmer

PRE-READING

3 Fill in the blanks. Talk with a partner.



1. What do you want to do when you grow up?
2. What do you think is the most difficult job in the picture?

READING

4 1-14 Read.

A Big Family

Dear Stephanie,

How is Italy? Thanks a lot for your last letter.

You asked about my family. There are eight people in my family. First, there's my mother and father. My mother is a doctor, and my father is a police officer. I also have a brother and a sister.

My grandmother and grandfather also live with us. My grandfather is a pilot. He flies planes. My grandmother is a chef. She cooks well. They are really kind. My aunt lives with us, too. She's a singer. We are a big family!

How about you? Do you have a big family?

Write back soon,

Jessica

COMPREHENSION

5 Read and circle.

1. The letter is to Jessica.
2. Jessica's mother is a doctor.
3. Jessica lives with her uncle.
4. Jessica's grandmother is a pilot.

true	false
true	false
true	false
true	false

6 Talk with a partner.

1. How big is your family?
2. Is it better to have a big family or a small family? Explain your reasons.
3. What do your family members do for work?

D

WRITING

AIM

Write about family members

VOCABULARY

1 1-15 Listen and repeat.



smart



funny



kind



shy



big



small



tall



short




young



old

- 2 Fill in the blanks.
- My sister is not tall. She is _____.
 - My brother is _____. He gets good grades.
 - My father is very nice. He is _____.
 - My grandfather is not young. He is _____.
 - My uncle is very _____. He makes me laugh.
 - My cat is not big. It is _____.
 - My school is not small. It is _____.
 - My sister is not old. She is _____.



NOTE!

Use *not* after the *be* verb to make a sentence negative.
Ex I *am not* a doctor.

GRAMMAR

3 Read.

be verb		
Affirmative	Negative	Example
I am (I'm)	I am not (I'm not)	I am smart. / I'm not old.
He/She/It is (He's/She's/It's)	He/She/It is not (He/She/It isn't) (He's/She's/It's not)	He is funny. / It's not big.
They/We/You are (They're/We're/You're)	They/We/You are not (They/We/You aren't) (They're/We're/You're not)	They are tall. / You're not small.

4 Circle the mistakes and write.

1. My uncle am a firefighter.

2. My sister's eyes is blue.
3. My father are tall.

4. My brother's phone number are 656-2332.
5. Their address are 3242 Elm Street.

6. Her name are Julie.

5 Read.

Interrogative be verb		
Interrogative	Answer	Example
Am I?	Yes, I am. No, I am not (I'm not).	Am I short? Yes, I am. / No, I am not.
Is he/she/it?	Yes, he/she/it is. No, he/she/it is not (isn't).	Is he smart? Yes, he is. / No, he is not.
Are we/you/they?	Yes, we/you/they are. No, we/you/they are not (aren't).	Are they kind? Yes, they are. / No, they are not.

6 Fill in the blanks.

1. Is she short?

→ Yes, _____ is.
2. Are his eyes green?

→ No, _____ are not.
3. Is your father a police officer?

→ _____, he is.
4. Are your cousins here?

→ Yes, they _____.

WRITING

7 Talk with classmates and write about their family members.

Classmate 1

Family member

Description

Classmate 2

Family member

Description

E

PROJECT

AIM

Make a family tree

21st CENTURY SKILLS


YOUR FAMILY TREE



Creativity

VIDEO

1 What do you think the video will be about? Look and talk with a partner.



2 VIDEO 1 Watch and put check marks (✓) on the words you hear.

<input type="checkbox"/> sister	<input type="checkbox"/> father	<input type="checkbox"/> grandmother
<input type="checkbox"/> mother	<input type="checkbox"/> brother	<input type="checkbox"/> uncle
<input type="checkbox"/> aunt	<input type="checkbox"/> grandfather	<input type="checkbox"/> cousin


3 VIDEO 1 Watch again and circle.

- How's it doing / going?
- What are you doing here at the school / park?
- I'm here with my family / friends.
- I don't see him / her now.

4 VIDEO 1 Watch again and circle.

- | | | | |
|-----------------------------------|----------|----------|-----------|
| 1. Alice's mother has _____ hair. | a. black | b. brown | c. silver |
| 2. Ben's brother is very _____. | a. short | b. kind | c. tall |
| 3. Ben's sister is _____. | a. shy | b. old | c. short |
| 4. Ben's uncle is _____. | a. old | b. tall | c. short |

5 Make a family tree. Use the chart to plan.



6 Work in groups of three. Ask your partners about their family tree. Fill out the table.

PARTNER 1	What hair color does your mother have?	
	What job does your father have?	
	What eye color does your grandmother have?	
	Who is tall?	
PARTNER 2		